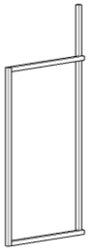

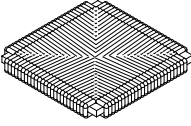







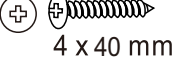

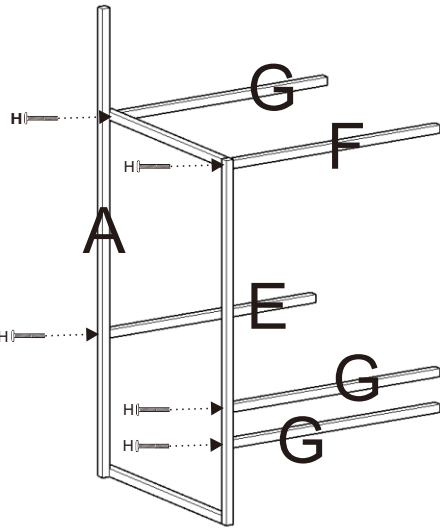


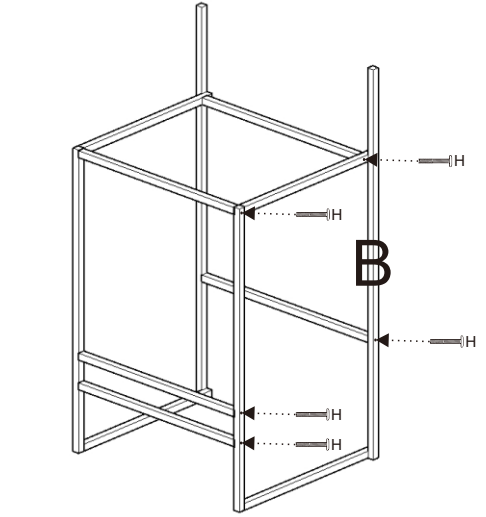


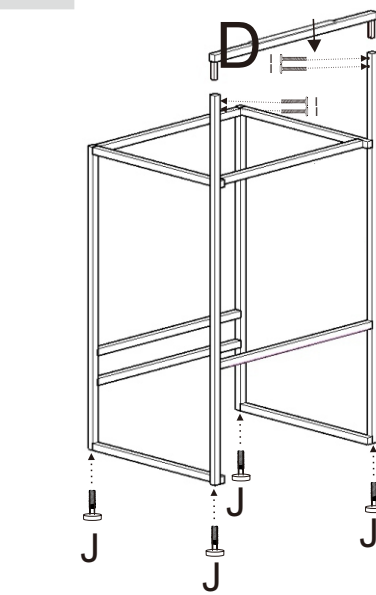




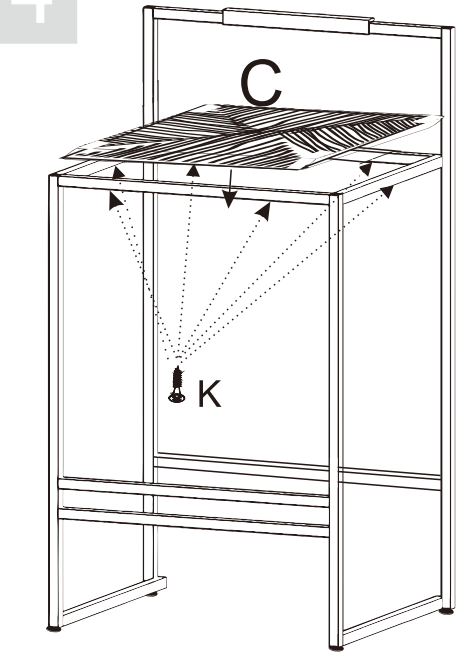




ASSEMBLY INSTRUCTION

A	 LEFT	x1
B	 RIGHT	x1
C		x1
D		x1
E	 38CM	x1
F	 36CM	x1
G	 36CM	x3
H	 M6X35mm	x10
I	 M6X10mm	x4
J	 M6X20mm	x4
K	 4 x 40 mm	x6
L		x1

<div>1</div>  <div>   M6X35mm </div> <div>5</div>	<div>2</div>  <div>   M6X35mm </div> <div>5</div>
<div>3</div>  <div>   M6X10mm </div> <div>4</div> <div>   M6X20mm </div> <div>4</div>	<div>4</div>  <div>   4 x 40 mm </div> <div>6</div>

NOTE: There are no screw holes in seat C, seat C is made by wooden frame, please pass through the holes in metal frame with self-tapping screws (part K), then secure seat C by tightening self-tapping screws (part K).