

PHP6036DWBB

GE Profile™ ENERGY STAR® 36-in. 5-Burner Induction Cooktop with Bridge Element

Dimensions And Installation Information (in Inches)

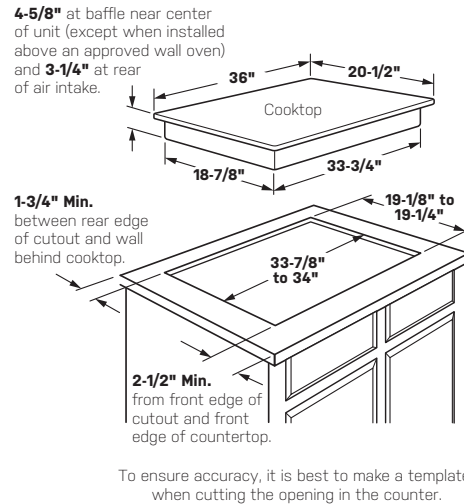
Important: Requires a 3" free area between the bottom of the cooktop to any combustible material, i.e., shelving. Free area not required when installing wall oven underneath cooktop.

Refer to installation instructions. Requires a 15" minimum from cooktop to adjacent overhead cabinets. Units are furnished with a 48" flexible armored cable.

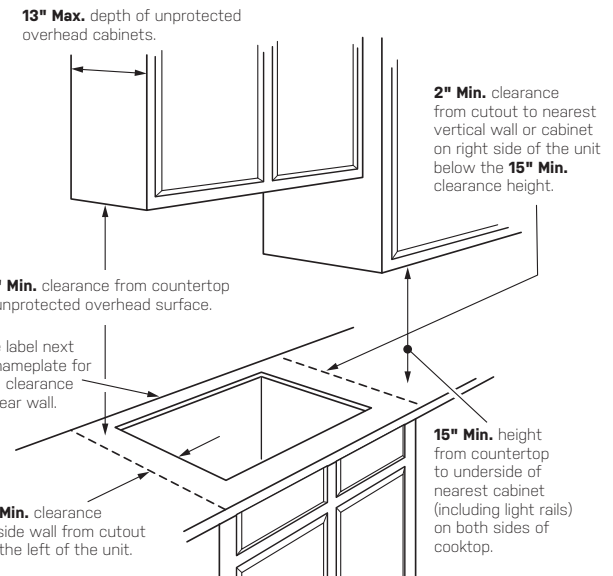
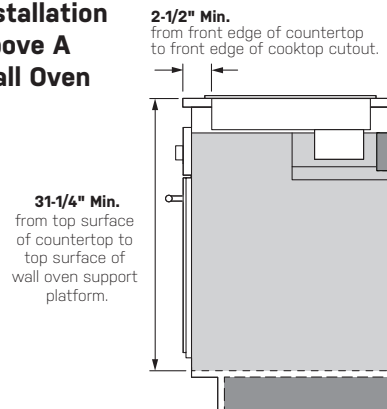
Note: 36" induction cooktops are approved for use over select GE 30" Single Wall Ovens and Warming Drawers. Refer to cooktop and wall oven/warming drawer installation instructions packed with product for current dimensional data. If installed with a GE Telescopic Downdraft System, consult both the cooktop and downdraft installation instructions packed with product before installing. Cooktop gas/electric supply may need to be re-routed to install downdraft. The countertop cutout requires 23-1/2" minimum flat countertop surface and 25" minimum total countertop depth. In addition, other clearances to front edge of the countertop must be considered.

Before installing, consult installation instructions packed with product for current dimensional data.

Approximate Cooktop Dimensions



Installation Above A Wall Oven



KW Rating	
240V	7.3 – 9.6
208V	6.3 – 8.3
Amperage	
240V	40 Amps
208V	40 Amps

Note: Check local codes for required breaker size.



For answers to your Monogram, Café™, GE Profile™ or GE Appliances product questions, visit our website at geappliances.com or call GE Answer Center® Service, 800.626.2000.



Listed by Underwriters Laboratories

Specification Revised 1/25

PHP6036DWBB

GE Profile™ ENERGY STAR® 36-in. 5-Burner Induction Cooktop with Bridge Element

Features and Benefits

Quick Responsiveness – Using induction technology and slide touch controls allows burners to quickly adjust and respond, giving you faster heat and total control.

Power Boost – Intensifies one burner's heat by redirecting power from others, so you can boil, sauté, reduce, brown, and char quickly.

Cookware Detection – This induction cooktop detects when your cookware is removed from the cooking surface and automatically shuts off the active burner, helping you stay worry free.

Most Efficient Heating – Electromagnetic energy directly heats the pan, instead of first heating the cooktop surface, resulting in faster, more efficient heating.

Synchronized Elements – Control two burners as one to create a single cooking surface for larger pans and griddles.

Easy-Clean Surface – A smooth glass surface makes cleaning up messes simpler than ever on this easy-clean induction cooktop.

Timer – Help coordinate meal preparation and cooking with a convenient kitchen timer.

Fit Guarantee – This induction cooktop will fit your existing 36" cutout or GE Appliances will help pay for modifications up to \$100. See offer criteria and details.

Model PHP6036DWBB – Black on Black



For answers to your Monogram, Café™, GE Profile™ or GE Appliances product questions, visit our website at geappliances.com or call GE Answer Center® Service, 800.626.2000.

Specification Revised 1/25