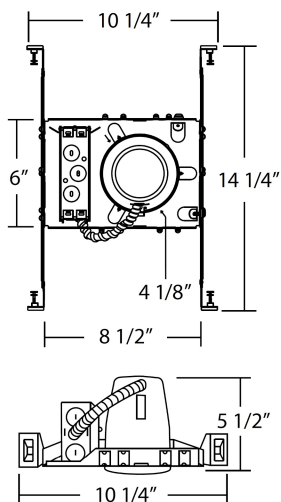



19000A

4" UNIVERSAL AIRTIGHT HOUSING NON IC



Suitable for new construction in residential and commercial applications.
NON-IC. Insulation must be kept a minimum of 3" from housing.

JUNCTION BOX

Listed for through branch circuit wiring and includes several 1/2" knockouts. Four pry-outs with integral strain relief simplify Romex installation. Supplied with three push-in wire connectors.

HANGER BARS

Heavy-gauge NICOR captive hanger bars provide greater stability, allowing housing to be positioned at any point within a 24" joist span, then locked in place with set screws. Unique hanger bar lip design helps align can to joist. Four double-headed captive nails provide for ease of installation. Bars can be repositioned 90° on plaster frame without tools. Bars fit onto T-bar spine for quick alignment and can be permanently secured. Score lines allow bars to be shortened without tools to accommodate a 12" joist span.

HOUSING

Airtight housing limits the exchange of air between ceiling plenum and heated/cooled areas. Washington State Energy Code approved to meet restricted airflow requirements. Integral thermal protector guards against improper lamping and misuse of insulation materials. Adjustable socket bracket assures proper and consistent lamp positioning. 5 1/2" height allows use in 2" x 6" joist construction.

PLASTER FRAME

Housing is secured to plaster frame with screws and can be removed for access to junction box. Housing adjusts from 3/8" to 7/8" to accommodate ceiling thickness.


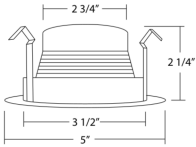

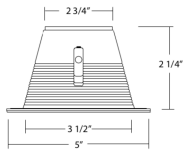

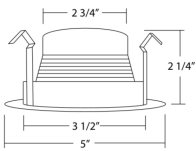

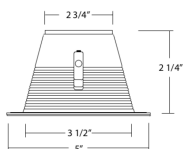
ORDERING INFORMATION

Example: 19000A



Series	Description
19000A	4" Universal Airtight Housing




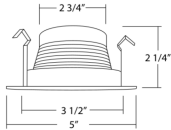

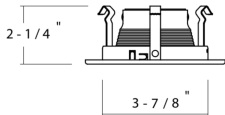

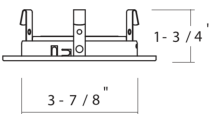

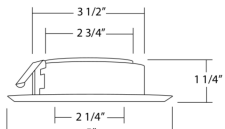
COMPATIBLE TRIMS

Trim	Ordering Info	Dimensions	Specifications
	BAFFLE • 50W R20/PAR20 19501 Black 19501BZ Bronze 19501NK Nickel 19501OB-OB Oil-rubbed bronze (oil-rubbed bronze ring)		
	BAFFLE • 50W R20/PAR20 19501SP Black (Air-tight)		
	BAFFLE • 50W R20/PAR20 19502WH White 19502BK Black		
	BAFFLE • 50W R20/PAR20 19502SP White (Air-tight)		

COMPATIBLE TRIMS

Trim	Ordering Info	Dimensions	Specifications
	SPECULAR CONE • 50W R20/PAR20 19504 Clear		
	SPECULAR CONE • 50W R20/PAR20 19505 Black		
	EYEBALL • 50W R20/PAR20 19506BZ Bronze 19506NK Brushed nickel 19506WH White 19506OB-OB Oil-rubbed bronze		
	WALL WASH • 50W R20/PAR20 19507 White		
	SLOT APERTURE • 50W R20/PAR20 19508 White		
	ALBALITE SHOWER • 50W R20/PAR20 19509BK Black 19509BZ Bronze 19509CL Clear 19509OB Oil-rubbed bronze 19509WH White		
	DROPOPAL SHOWER • 50W R20/PAR20 19510CL Clear 19510GD Gold 19510WH White		
	WALL WASH • 50W R20/PAR20 19511BK Black baffle 19511WH White baffle		

COMPATIBLE TRIMS

Trim	Ordering Info	Dimensions	Specifications
	PIN HOLE • 50W R20/PAR20 19521 White		
	SQUARE TRIM/BAFFLE • 50W R20/PAR20 19522BK White trim/Black baffle 19522NK Nickel 19522WH White		
	SQUARE TRIM/ROUND GIMBLE • 50W R20/PAR20 19523BK Black 19523NK Nickel 19523WH White		
	GIMBLE RING • 50W R20/PAR20 19558WH White		

NICOR® LED

DQR4MA 4" Multi-Adjustable Recessed LED Downlight



In Stock & Ready

Stock available from NICOR warehouses located in the USA, while supplies last