



The Engage Cable is a continuous length of 12AWG cable with pre-installed connectors for Enphase Microinverters to plug into. The cable is handled like standard outdoor-rated electrical wire, allowing it to be cut, spliced and extended as needed.

The Engage Accessories complement the Engage Cable and give it the ability to adapt to any installation.



FAST [- Quick installation
- Large branch capacity

FLEXIBLE [- Simple design
- No additional cables

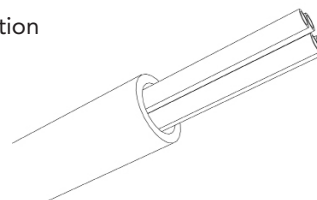
SAFE [- No high voltage DC
- Reduced fire risk



CABLING ACCESSORIES - DETAILS and SPECIFICATIONS

Cable Types

Voltage	Connector Spacing	Accommodates PV module orientation
240VAC, 4 conductors	1.025 meter (40")	Portrait
240VAC, 4 conductors	1.7 meter (67")	Landscape
208VAC, 5 conductors	1.025 meter (40")	Portrait
208VAC, 5 conductors	1.7 meter (67")	Landscape



Cable Specifications

Description	Rating
Cable temperature rating	90°C (194°F) wet/dry
Cable insulator rating	THWN-2
UV exposure rating	UL 746 C, F1
Conductor gauge	12AWG
Compliance	UL1741; CAN/CSA C22.2 Nos. 0, 21, 42, 65, 153, 182.1, 182.2, and 182.3; IEC 60529 IP67

Cable Length Options*

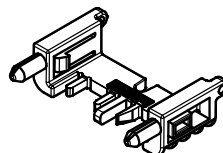
Model Number	Orientation	# Connectors	Approx weight
ET10-240-40	Portrait	40	40 lbs
ET17-240-40	Landscape	40	45 lbs
ET10-208-30	Portrait	30	30 lbs
ET17-208-30	Landscape	30	35 lbs

*additional lengths available through Enphase authorized distributors.

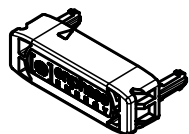
Engage Accessories



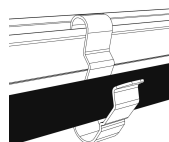
Branch Terminator
One terminator needed per branch circuit
ET-TERM-10 (quantity 10)



Disconnect tool
Plan to use at least one per installation
ET-DISC-05 (quantity 5)



Watertight sealing cap
One needed to cover each unused
connector on the cabling.
ET-SEAL-10 (quantity 10)



Cable clip
Many needed to fasten cabling to the
racking or to secure looped cabling.
ET-CLIP-100 (quantity 100)

142-00013 Rev 01

Enphase Energy, Inc.

201 1st Street

Petaluma, CA 94952

Phone: 877-797-4743

Fax: 707-763-0784

info@enphaseenergy.com

<http://www.enphase.com>