

16. Do not operate any fan with a damaged cord or plug. Discard fan or return to an authorized service facility for examination and/or repair.
17. Do not run cord under carpeting. Do not cover cord with throw rugs, runners, or similar coverings. Do not route cord under furniture or appliances. Arrange cord away from traffic area and where it will not be tripped over.
18. **WARNING:** To reduce the risk of electric shock and injury to persons, do not use this fan near a door or window.
19. **WARNING:** To reduce the risk of fire or electric shock, do not use this fan with any solid-state speed control device.

PLEASE READ AND SAVE THESE IMPORTANT SAFETY INSTRUCTIONS

OPERATING INSTRUCTIONS

This fan comes fully assembled and is ready for use.

1. Plug the USB connector on the USB cable (C) into a USB port on a computer, laptop or portable charger (none included). The connector can also be inserted into the adaptor (D) and then into a wall outlet.

2. This fan can be used as desk fan and clip fan as desired (Fig. 1). To operate, press the rocker switch to the appropriate speed option: O=Off, I=Low, II=High.

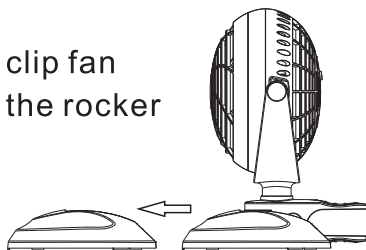


Fig. 1

3. Tilt the fan body manually up or down. The maximum tilt angle: 90° (Fig. 2) .

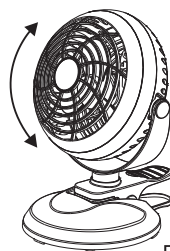


Fig. 2

4. Rotate the fan body manually clockwise or counterclockwise. The maximum rotation angle: 360° (Fig. 3) .

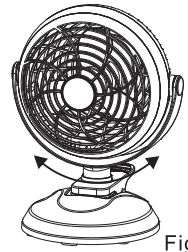


Fig. 3

IMPORTANT: During the first few minutes of initial use, you may notice a slight odor. This is normal and will quickly disappear.

CARE AND MAINTENANCE

TO CLEAN: Always disconnect the fan before cleaning. Light accumulated dust can be removed by using a soft cloth to wipe away the dust at the back grille of the fan. Wipe the exterior surfaces of the fan occasionally with a damp cloth (not dripping wet) and dry thoroughly with a soft, dry cloth before operating the fan. Do not use harsh cleaners or materials to clean this unit. Doing so will cause damage to it.

CAUTION: DO NOT ALLOW WATER TO RUN INTO THE INTERIOR OF THE FAN AS THIS COULD CREATE A FIRE OR ELECTRIC SHOCK HAZARD. THE FAN MOTOR IS FACTORY LUBRICATED FOR LIFE AND WILL REQUIRE NO FURTHER LUBRICATION. NO OTHER USER MAINTENANCE IS REQUIRED OR RECOMMENDED. IF SERVICE IS REQUIRED, SEND YOUR FAN TO AN AUTHORIZED SERVICE FACILITY.

TO STORE: Make sure to unplug and clean the fan before storing. Retain the original packaging for the purpose of storing your fan. Always store fan in a dry place. Never store it while it is still plugged in. Never wrap the cord tightly around the fan, and do not put any stress on the cord where it enters the fan, as it could cause the cord to fray and break.