

WA51A5505AW | WA51A5505AV | WA51A5505AC

SAMSUNG

Samsung 5.1 cu. ft. Smart Top Load Washer
with ActiveWave™ Agitator and Super Speed Wash



Available Colors

- White
WA51A5505AW
- Brushed Black
WA51A5505AV
- Champagne
WA51A5505AC

Features

- ActiveWave™ Agitator
- Large 5.1 cu. ft. Capacity
- Super Speed Wash
- Wi-Fi Connectivity*
- Active WaterJet
- EZ Access Tub
- Deep Fill
- Smart Care
- Vibration Reduction Technology+
- Swirl+ Tub Interior
- Self Clean
- Soft-Close Lid
- ENERGY STAR® Certified
- Accessibility (AUI, Braille)
- 750 RPM Maximum Spin Speed
- Direct Drive Motor
- 17 Total Washing Cycles
- 10 Additional Washing Options

Convenience

- Child Lock
- Dispenser Trays: Main Wash, Softener, Bleach

Ratings

ENERGY STAR® Rated:
IMEF = 2.06
IWF = 4.3
120 kWh/yr

Electrical Requirements

120 V / 60 Hz
15 Amps

Specifications

12 Preset Washing Cycles:
Normal, Bedding/Waterproof, Heavy Duty, Colors, Whites, Activewear, Delicates, Quick Wash, Self Clean, Rinse + Spin, Deep Wash, Downloaded

5 Downloadable Washing Cycles:
Permanent Press, Wool, Eco Cold, Denim, Power Rinse

10 Additional Washing Options:
Delay End, Presoak, Sound On/Off, Child Lock, Fabric Softener, Deep Fill, Super Speed, Smart Care, Smart Control, Spin Only

5 Temperature Settings:
Hot, Warmer, Warm, Cool, Cold

5 Spin Settings:
High, Medium High, Medium, Low, No Spin

5 Soil Settings:
Heavy, Heavy Medium, Normal, Low Medium, Light

Warranty
One (1) Year Parts and Labor
Three (3) Years Stainless Steel Tub (Part Only)
Twenty (20) Years; Washing DIT (Digital Inverter Motor) Motor Part (Part Only)
Five (5) Years Washing Motor Part (Part Only)

Product Dimensions & Weight (WxHxD)
Dimensions: 27⁹/₁₆" x 44¹¹/₁₆" x 29⁷/₁₆"
Weight: 136.7 lbs

Shipping Dimensions & Weight (WxHxD)
Dimensions: 30¹/₈" x 47¹¹/₁₆" x 31¹/₄"
Weight: 145.5 lbs

Washer	Model #	UPC Code
White	WA51A5505AW	887276751177
Brushed Black	WA51A5505AV	887276751160
Champagne	WA51A5505AC	887276751153
Matching Electric Dryer		
White	DVE52A5500W	887276557748
Brushed Black	DVE52A5500V	887276557731
Champagne	DVE52A5500C	887276557724
Matching Gas Dryer		
White	DVG52A5500W	887276557816
Brushed Black	DVG52A5500V	887276557809
Champagne	DVG52A5500C	887276557793

*Requires wireless network, Samsung account and Samsung SmartThings App. The Samsung Smart Things App supports Android OS 4.0 (ICS) or later which is optimized for Samsung smartphones (Galaxy S and Galaxy Note series). This app also supports iOS 7 or later for iPhone models. Samsung SmartThings App available in App Store and Play Store.

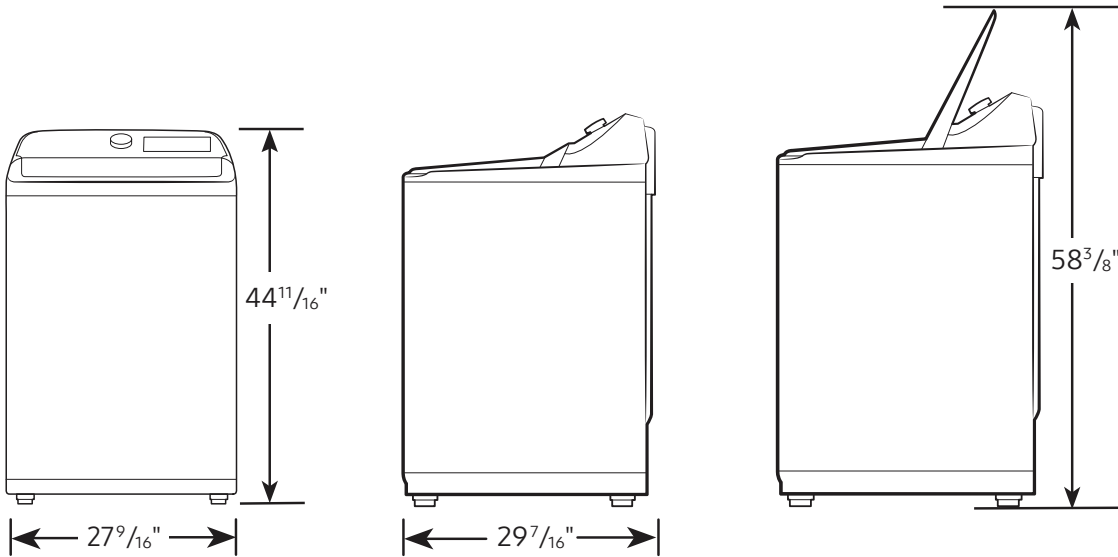
WA51A5505AW | WA51A5505AV | WA51A5505AC

SAMSUNG

Samsung 5.1 cu. ft. Smart Top Load Washer
with ActiveWave™ Agitator and Super Speed Wash

Dimensions

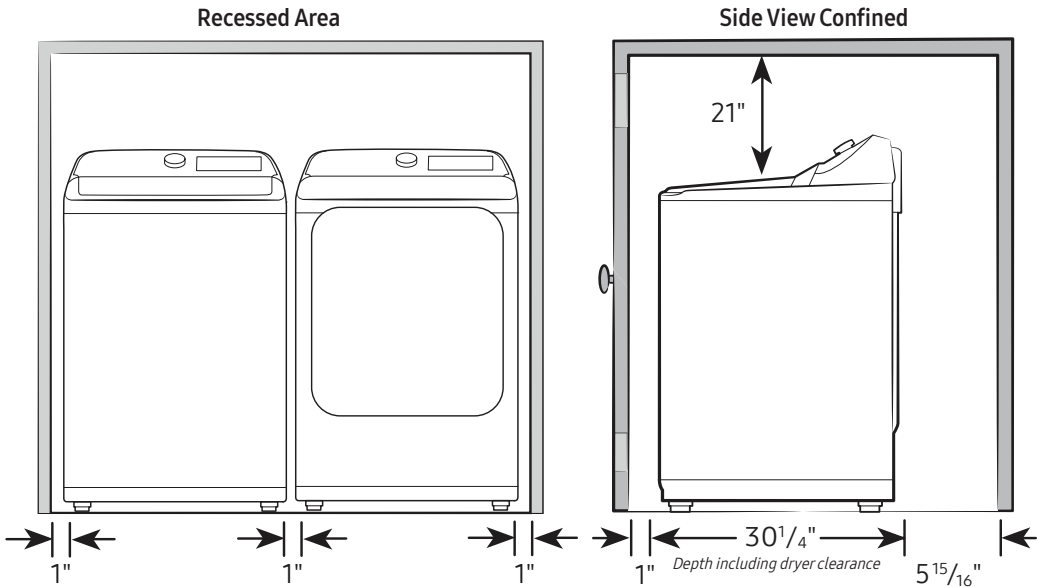
Required dimensions
for installation:



Installation Specifications – Side-by-Side

If the washer and dryer are installed together or the dryer alone, the closet front must have two unobstructed air openings for a combined minimum total area of 72-inch². Your washer alone does not require a specific air opening.

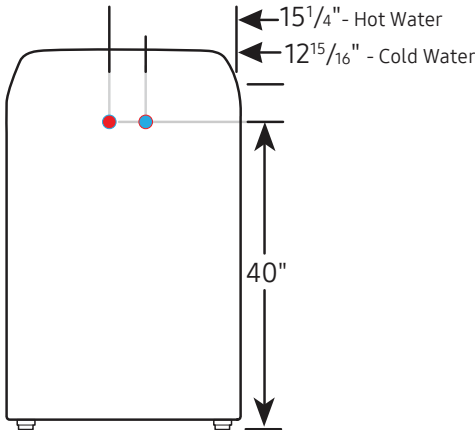
Alcove or closet installation
Minimum clearance for
closet and alcove installations:



Connection Dimensions

Back view of washer

LEGEND:
● Hot Water Connection
● Cold Water Connection



Actual color may vary. Design, specifications,
and color availability are subject to change without
notice. Non-metric weights and measurements are
approximate.

©2023 Samsung Electronics America, Inc.,
85 Challenger Road, Ridgefield Park, NJ 07660.
Tel: 800-SAMSUNG. samsung.com. Samsung is a
registered trademark of Samsung Electronics Co., Ltd.