

## Features

- Low stepover height allows easy entry and exit.
- Molded lumbar support offers extra comfort while bathing.
- Round overflow.
- Integral apron creates a clean, finished look.
- Integral flange helps prevent water from seeping behind wall and simplifies alcove installation.
- Bottom surface manufactured with textured appearance.

## Material

- Acrylic.

## Installation

- Right drain.
- Three-wall alcove.

## Recommended Products/Accessories

K-23726 Drain treatment  
K-23732 Tub & shower cleaner



## Codes/Standards

CSA B45.5/IAPMO Z124  
ASTM E162  
ASTM E662

## KOHLER® Plastic Baths and Receptors Lifetime Limited Warranty

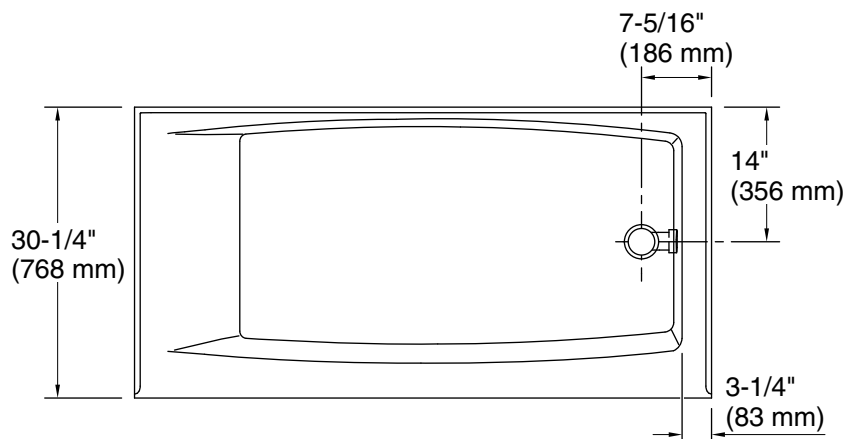
See website for detailed warranty information.

## Available Colors/Finishes

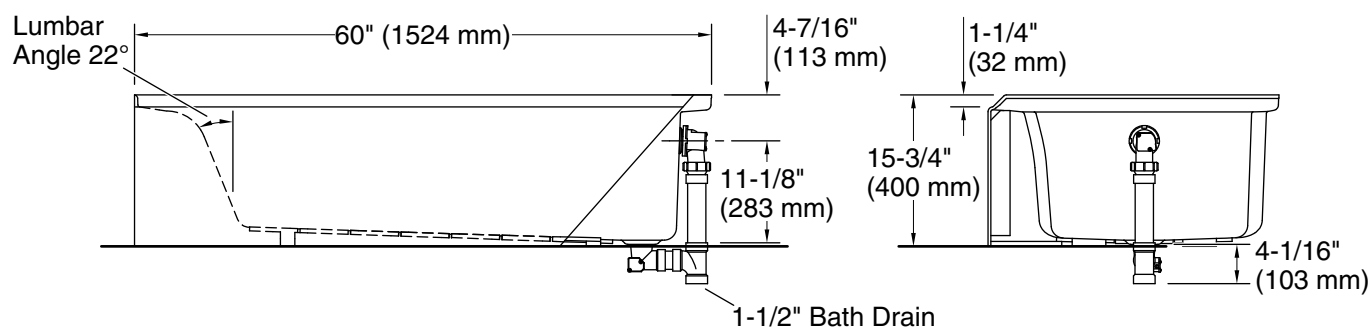
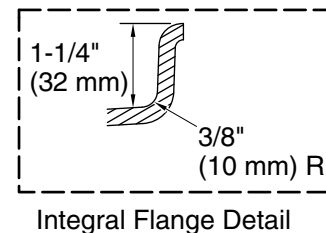
*Color tiles intended for reference only.*

Color	Code	Description
-------	------	-------------

	0	White
--	---	-------



No change in measurements if connected with drain illustrated. (K-7213)



## Technical Information

All product dimensions are nominal.

Installation:	Three-wall alcove
Drain location:	Right
Weight:	66 lbs (29.9 kg)
Minimum floor load:	36 lbs/ft <sup>2</sup> (175.8 kg/m <sup>2</sup> )
Water depth:	9" (229 mm)
Water capacity:	42 gal (159 L)
Minimum flat for door:	2-7/8" (73 mm)

## Notes

Measure your actual product for rough-in details.

Install this product according to the installation instructions.

The hot water supply should be 70% of the capacity of the bath or greater. Installations will vary.