



SENECA III

72" x 48" Drop-In Acrylic Whirlpool

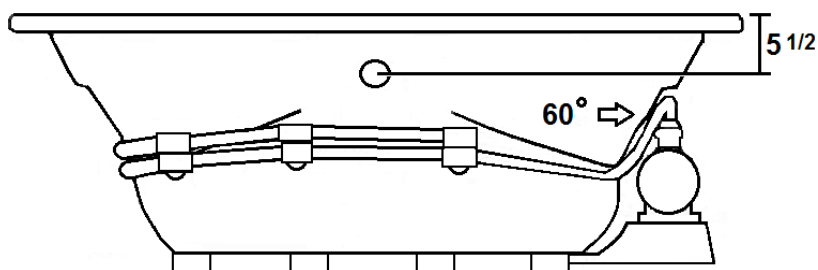
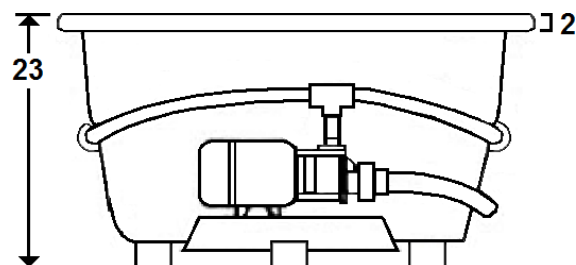
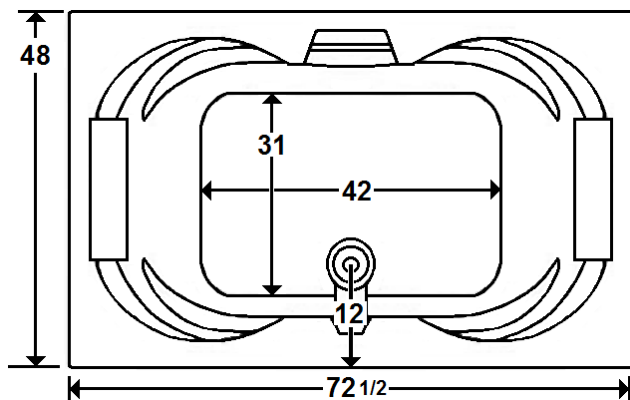
Model Number
4872SW-WH
Drop-In White Whirlpool
4872SW-BI
Drop-In Biscuit Whirlpool

Features

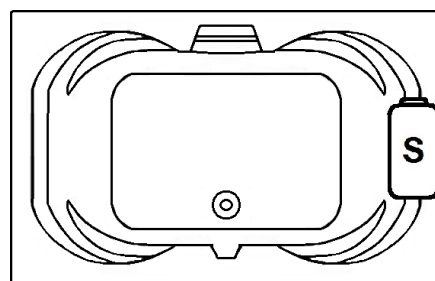
- Color-matched jet trim & Pillows included
- 10 Self draining, adjustable hydrotherapy jets
- 3-Speed control for the 13 Amp pump
- Constructed of high-gloss durable acrylic
- Pre-leveled base for easy installation
- Made in the USA



All dimensions are +/- 1/2" and subject to change without notice
Confirm specifications before installation



Standard (S) Pump Location



Technical Information

- Cut-Out Dimensions: 70 1/2" x 46"
- Weight: 200 lbs.
- Water Depth to Overflow: 16 1/4"
- Water Operating Level: 65 gal.
- Water Capacity: 112 gal.
- Sump Dimension: 42" x 31"

Electrical Requirements

- Standard Pump: 13 Amps
- Dedicated GFCI's required for each option