



Install the LED light source for the Ceiling Fan


1.Remove the 3 screws from the Triangular metal plate.




2.Rotate the white plastic plate,you will find the safety rope and LED wire in the light plate.



3.Attach the plastic plate to the Motor by 3 screws.



4.Assemble the safety rope and wire the LED. Check the stability after connection.



5.Spin the light box to the Motor and lock it.Double check the Sturdiness.

