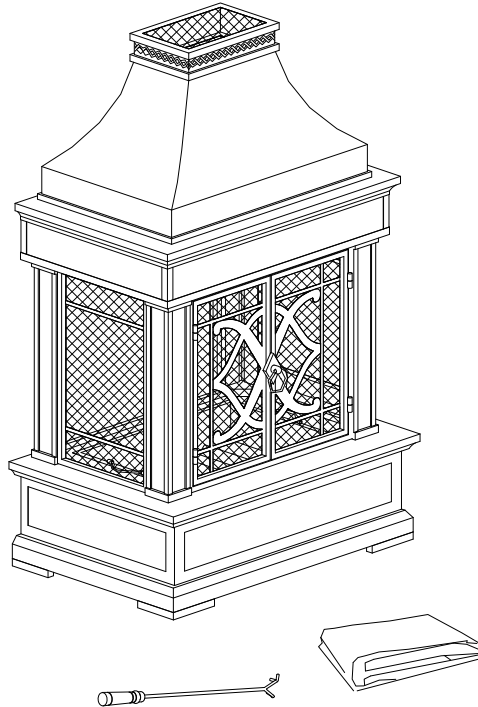


**ITEM #: A304001001**



**WE HAVE YOU IN MIND, LET US SERVE YOU!**  
**Nous pensons en vous, laissez nous vous aider!**

Questions? Issues? / Questions? Problèmes?

**CONTACT US / Contactez-nous**

24 hours / 7 days a week

**24 heures / 7 jours par semaine**



[www.sunjoyonline.com](http://www.sunjoyonline.com)



[customer.care@sunjoygroup.com](mailto:customer.care@sunjoygroup.com)



A30400100123

Country of Origin: China

Production Number: xxxxxxxxxx

# Warnings

**This Fireplace is intended for outdoor use only. NEVER LEAVE A FIRE UNATTENDED.**

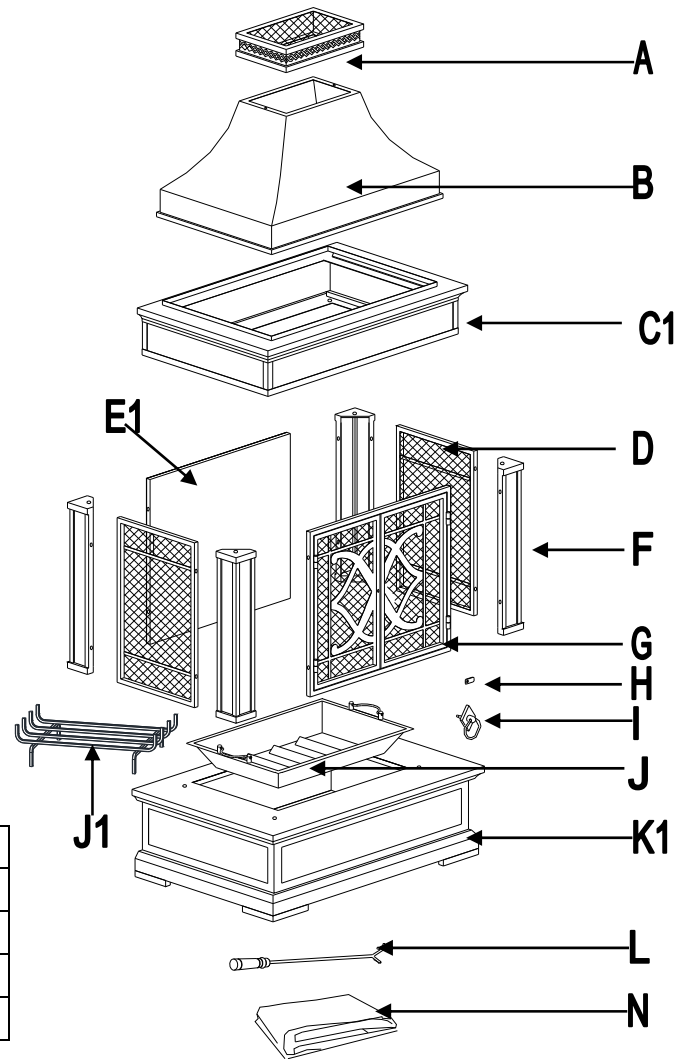
- DO NOT use the fireplace to cook food. The fireplace is not designed for grilling food.
- DO NOT allow children or pets near the fireplace without supervision.
- DO NOT touch the surface of the fireplace while in use as it may cause burns.
- NEVER burn in vehicles, tents or indoors. CARBON MONOXIDE HAZARD.
- Use a poker and / or heat-resistant gloves to open / close the mesh cover while in use.
- DO NOT use water to extinguish as this is dangerous and can cause damage to the fireplace.
- Burn only untreated wood or fire logs in this fireplace.
- DO NOT use gasoline or kerosene to start the fire in this fireplace.
- Only place/use this fire place on stable and non-combustible surfaces.
- DO NOT attempt to move the fireplace while it is hot or in use.
- Place the fire place no closer than 8' (2.4 m) from walls or combustibles during use.
- Adequate fire extinguishing material should be readily available.
- Always ensure that the mesh cover is secured over the fireplace while in use.
- The poker handle may become hot during and after use.
- Check local fire regulations and municipal by-laws for information regarding the safe use of this fireplace.
- NEVER leave a burning fire unattended when in use. Always extinguish fire completely before leaving it.
- DO NOT COVER THE UNIT UNTIL FIRE HAS BEEN EXTINGUISHED FOR 24 HOURS.
- The maximum amount of firewood should be stacked no higher than 1/3 of the fireplace height.
- Always use caution while using your fireplace.

## Parts List

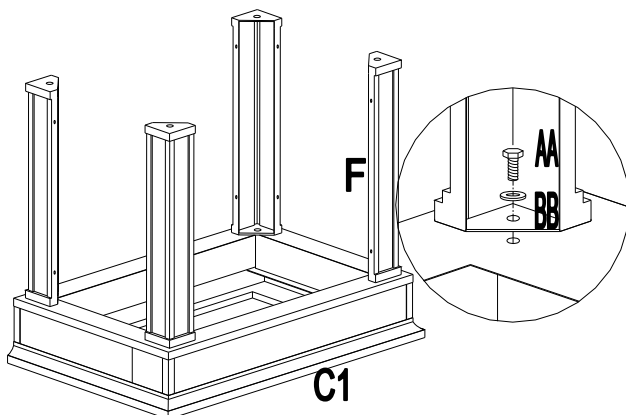
No.	Description	Part#	Qty
A	Chimney Top	P000300081	1
B	Chimney	P000300082	1
C1	Upper Base	P00030005101	1
D	Side Mesh	P00380030501	2
E1	Rear Board	P00400017101	1
F	Post	P00020038001	4
G	Door	P00410009701	1
H	Slice	P00560025401	1
I	Door Holder	P00510019501	1
J	Fire Bowl	P00250011101	1
J1	Grate	P002800025	1
K1	Base	P00210026701	1
L	Poker	P002700014	1
N	Cover	P006900023	1

## Hardware Pack

No	Description	Part#	Qty
AA	Bolt M6x15	H010010003	26
BB	Flat Washer M6	H050030001	26
CC	Nut M6	H040010004	1
DD	Wrench M6	H090010017	1

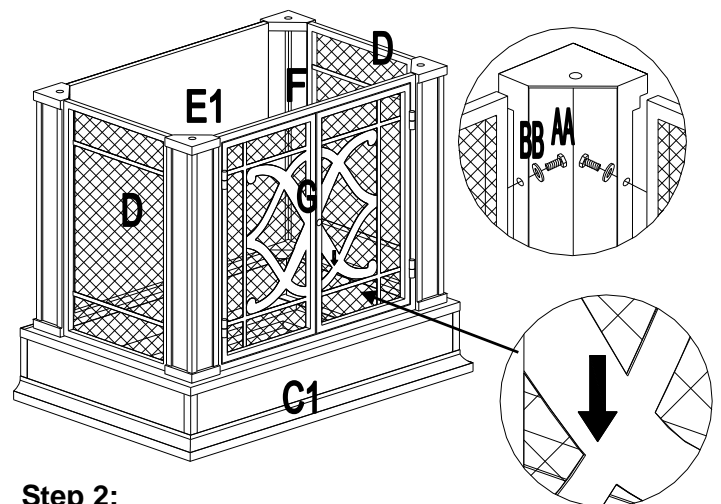


## Assembly Steps



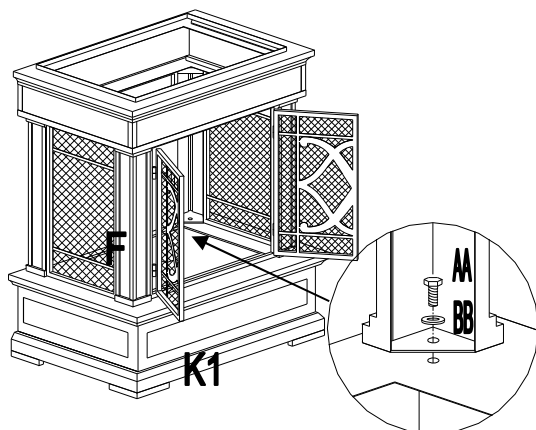
### Step 1:

Place Upper Base (C1) be upside down on a flat and clean surface, then assemble 4pcs Posts (F) and Upper Base (C1) together with 4pcs Bolts (AA) and Flat Washer (BB).



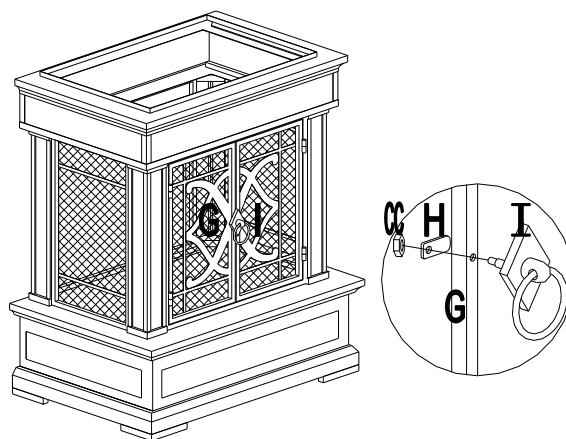
### Step 2:

Place Rear Board (E1), Side Mesh (D) and Door (G) between two Posts (F), and use 16pcs Bolts and Flat Washers. Fasten with Wrench (DD). Do not tighten now. Place the door as the arrow direction



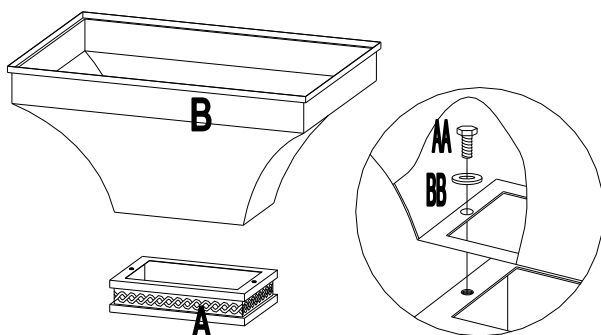
### Step 3:

Place assembled (C/D/E/F/G) on Base(K1), then fix Post (F) by using Bolt (AA) and Flat washer (BB), locking all screws.



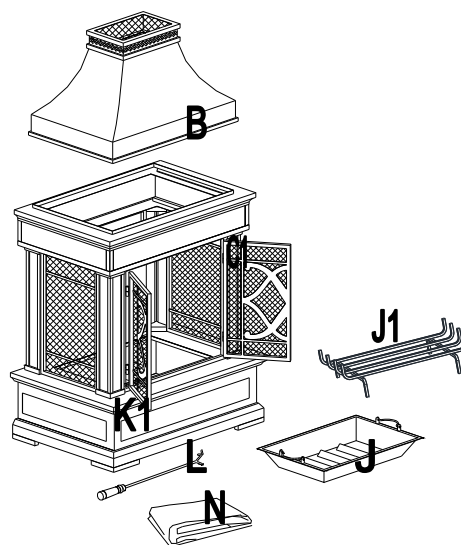
### Step 4:

Attach Door Holder (I) to Door (G) by through Door (G), and Slice (H), then fix it by Nut (CC) as shown in above.



### Step 5:

Attach chimney top (A) to chimney (B), by using bolt (AA) and flat washer (BB), locking in chimney (B), then turn over the assembled chimney 180°.



### Step 6:

Put Chimney (B) on Upper Base (C1). Open the door and put Fire Bowl (J) and Grate (J1) in Base (K1). Put Poker (L) and Cover (N) nearby.

## **Care & Maintenance**

Before using, clean the fireplace completely with a soft dry towel. When not in use, wipe free of any dirt or loose objects, wash with a mild solution of soap and water; rinse thoroughly and dry completely. Do not use strong detergent or abrasive cleaners. When not in use, recommend the use of patio furniture covers.

Steel components of garden accessories and furniture are treated with rust inhibiting paint. However, due to the nature of steel, surface oxidation (rusting) will occur if this protective coating is scratched.

To minimize this condition, it is recommended that care be taken when assembling and handling the product, in order to prevent the paint from being scratched.

Like all topical coatings, cleaning should be with a non-abrasive neutral pH cleaner.

## **Limited Warranty**

Sunjoy Group warrants to the original purchaser that this item is free from defects in workmanship and materials for a period of (1) year from the date of purchase, provided the item was factory-sealed at the time of purchase and is maintained with care and used only for personal, residential purposes. Should any manufacturing defect arise within this warranty period, Sunjoy Industries will repair or replace (at our option) any defective merchandise upon proof of purchase; however, transportation and delivery costs, as well as payments to a third party for assembly or disassembly of the item, remain the responsibility of the purchaser. A purchaser of an "open box," previously-returned, or "clearance" item, as well as original purchasers outside of the warranty period, may obtain replacement parts from Sunjoy Industries for products in current production, at nominal cost.

## **Exclusions**

Items used for commercial, contract, or other non-residential purposes, or items damaged due to acts of nature, vandalism, misuse, or improper assembly are not covered. Corrosion or rusting of hardware is not covered. Proof of purchase (dated register receipt) is required for warranty claims. Warranty is to the original purchaser and is non-transferable. Any replacement of warranted items will be in the original style and color, or a similar style and color if the original is unavailable or has been discontinued. As some states do not allow exclusions or limitations on an implied warranty, the above exclusions and limitations may not apply. This warranty gives you specific rights, and you may also have other rights, which vary from state to state.