



ASSEMBLY INSTRUCTIONS



REGISTER To Protect Your Product
<https://www.LuXeoUSA.com>

You will benefit from:

- **Enhanced customer support**
- **Expedited warranty claims**
- **New product updates**
- **Exclusive offers and deals**

READ AND SAVE THIS INSTRUCTION FOR FUTURE REFERENCE

- Please read all instructions prior to assembly
- Check that all parts and hardware are included before beginning assembly
- Do not tighten all bolts until all parts are in place. Failure to follow these instructions may cause the bolts to misalign during assembly
- Note that there might be tools needed that are not included for this product
- This package may contain small parts which should be kept away from children
- Save all packing materials until assembly is completed to avoid accidentally discarding small parts or hardware
- Use caution and care when lifting the product to avoid injury and/or damage to product
- Two adults are recommended for faster and ease of assembly

We love to hear from you. We strive to provide excellent customer service and products. If you are happy with our product, please take a moment to rate us with a 5 Star review with your favorite retailer.

Have Assembly Questions? Missing Parts or Hardware?

PLEASE DO NOT RETURN PRODUCT TO RETAILER

Contact Customer Service Department:

Tel: 714-729-3808 * 1-855-68-LUXEO * 1-855-685-8936

Monday to Friday * 9AM – 5PM PST

www.LuXeoUSA.com

USER CARE and MAINTENANCE

1. USER CARE

Our furniture will not rot and requires no paint nor stain. It is a good idea to occasionally inspect the furniture fastening to ensure bolts are not loosening. Daily expansion and contraction caused by heating and cooling can occasionally loosen hardware.

2. CLEANING

For Quick Cleaning - mix mild soap and warm water in bucket. Use clean wet cloth to wipe soapy mixture on surface and rinse off with water. For dirt and debris that may catch on surfaces clean with soft brush and rinse.

LIMITED WARRANTY

Warranty is only valid for new product purchased from an authorized LuXeo retailer. We warrant to the original purchaser that for a period of one (1) year for residential and commercial use from date of original invoice, under normal use shall be free of manufacturing defects of workmanship and shall not split, crack, chip, peel or rot. This warranty is not transferable.

Excluded from the limited warranty, we shall not be liable for any failure, defect or damage resulting from the following:

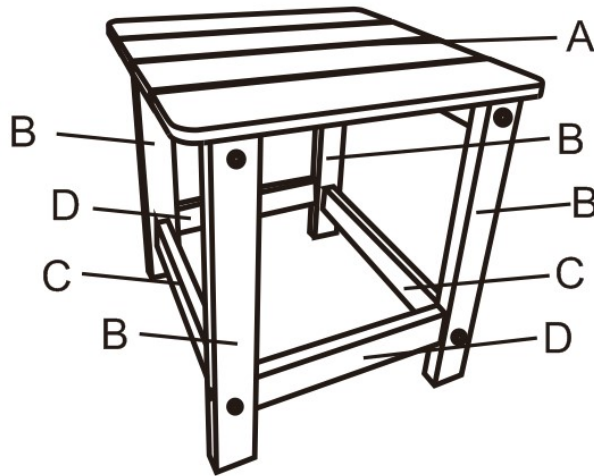
1. Our material is made with UV stabilizers to reduce fading. Exposure to sun can cause fading and color change to some extent over time due.
2. Abnormal use and neglect care of product.
3. Damage due to unauthorized repairs, alterations or improper assembly
4. Damaged cause by misuse, vandalism, any act of God, environmental conditions and harsh chemical clean solutions
5. Rust or corrosion of stainless steel
6. Warranty does not cover normal wear and tear and weathering under normal use

In the event that you have to make a warranty claim, a proof of purchase is required to show you are the original buyer. All warranty claims must be submitted via email and include receipt, photos and description of the problem. LuXeo at its discretion will replace, repair or provide parts to the original purchaser. No monetary refunds will be made. Labor cost, shipping and handling are not covered by warranty.










ASSEMBLY INSTRUCTIONS MODEL: LUX-1611

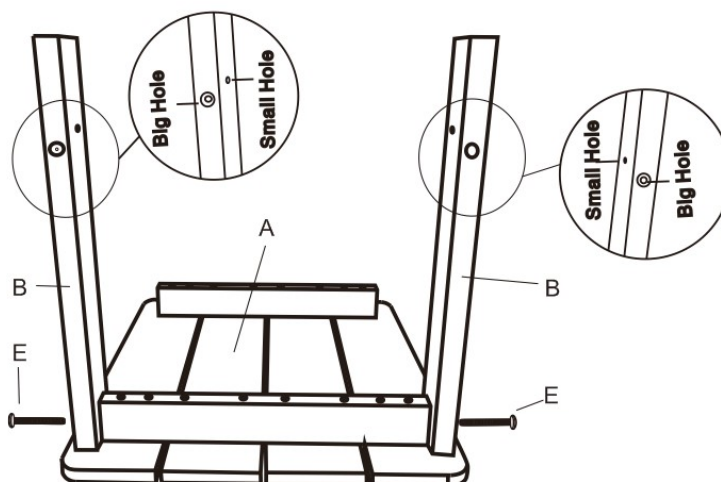
STRUCTURE DIAGRAM:



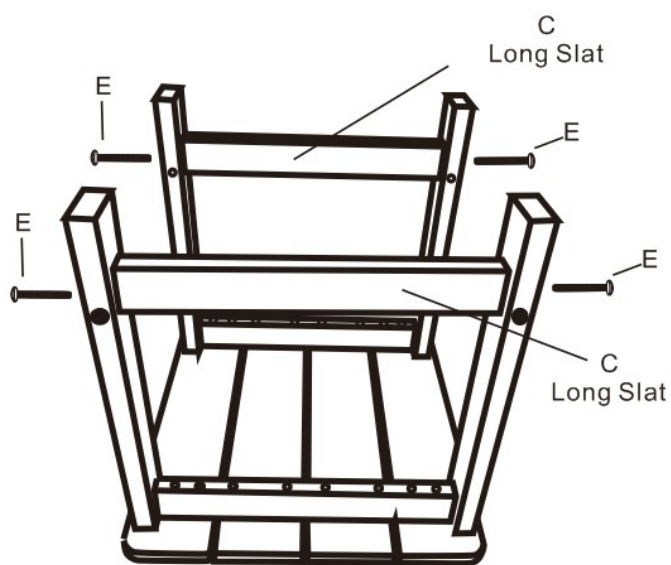
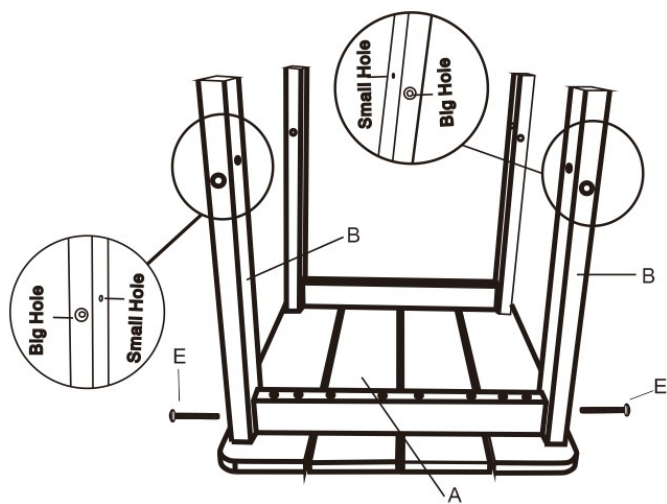
CHAIR PARTS INCLUDED:

	(A) Table Top x 1 unit		(E) 1.57" Carriage Bolt x 8 units
	(B) Table Leg x 4 units		(F) 2.56" Carriage Bolt x 4 units
	(C) Long Connection Slat x 2 units		(G) Hex (Allen) Wrench x 1 unit
	(D) Short Connection Slat x 2 units		

STEP 1:



STEP 2:



STEP 3:

