

Features

- Two Lever handles offer separate control of hot and cold water
- KOHLER® ceramic disc valves exceed industry longevity standards for a lifetime of durable performance
- 1.2 gpm (4.5 lpm) maximum flow rate at 60 psi (4.14 bar)
- Box includes: Assembled faucet, clicker drain
- Coordinates with other products in the Florez collection
- This product can help a building earn Water Efficiency points in LEED® Green Building Rating System

Material

- Premium material construction for durability and reliability
- Select KOHLER finishes feature ScratchShield® technology which withstands even the toughest daily use
- Spot Repel® finish resists fingerprints, smudges, and water spots (Brushed Nickel and Matte Black finishes only)

Installation

- For 4" (102 mm) centers
- Centerset
- Simplified faucet installation; mounting hardware requires no special tools

Recommended Products/Accessories

K-23726 Drain treatment
K-23723 Faucet cleaner



ADA **CSA B651** **OBC**

Codes/Standards



ASME A112.18.1/CSA B125.1
NSF/ANSI/CAN 61
NSF/ANSI/CAN 372
All applicable US Federal and State material regulations
DOE - Energy Policy Act 1992
EPA WaterSense®
California Energy Commission (CEC)
ADA
ICC/ANSI A117.1
CSA B651
OBC

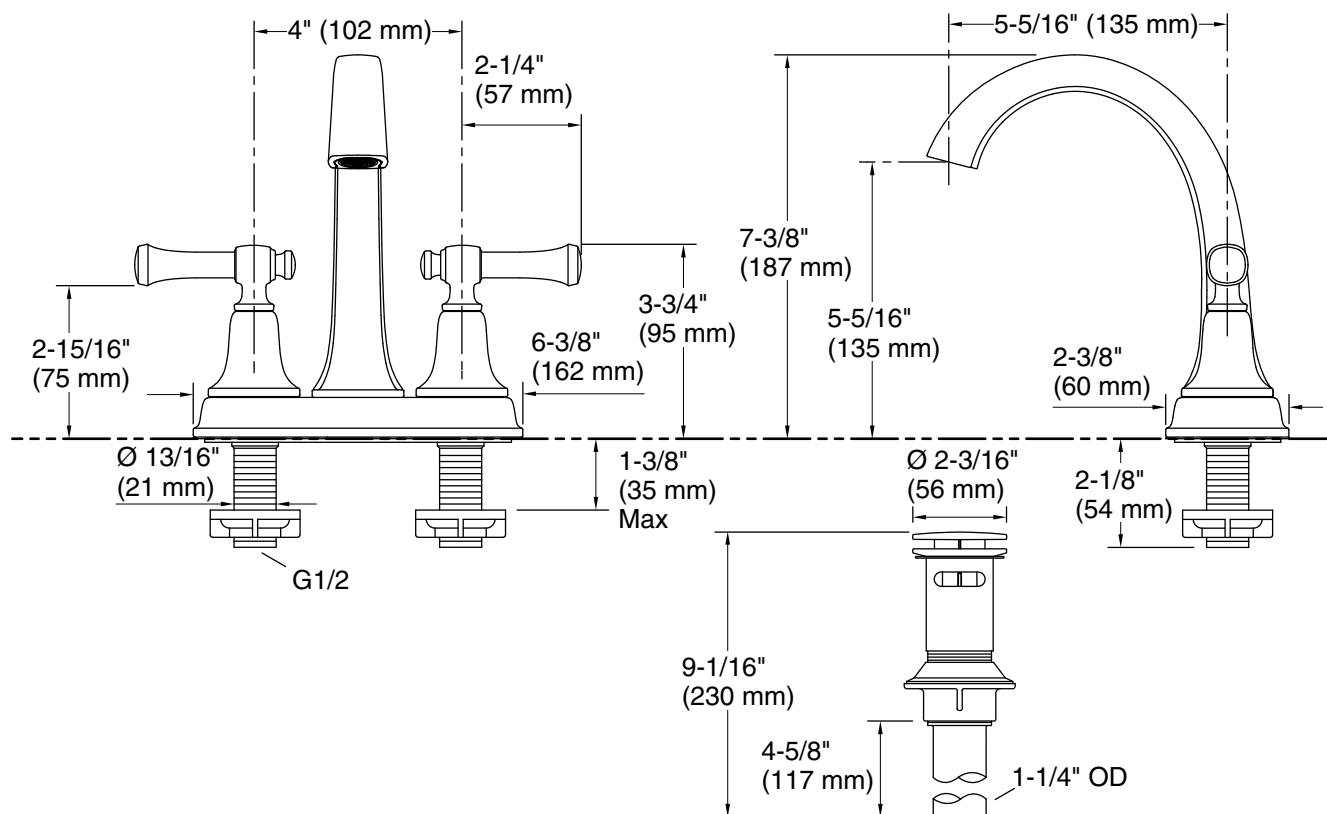
KOHLER® Faucet Lifetime Limited Warranty

See website for detailed warranty information.

Available Colors/Finishes

Color tiles intended for reference only.

| Color | Code | Description |
|---|------|-------------------------|
|  | BN | Vibrant® Brushed Nickel |
|  | BL | Matte Black |



Technical Information

All product dimensions are nominal.

Faucet:

Flow rate: 1.2 gal/min (4.5 l/min)

Drain included: Yes

Drain with overflow: Yes

Spout:

Spout reach: 5" (128 mm)

Handshower:

Rated maximum flow: 0 gal/min (0 l/min)

Notes

Install this product according to the installation instructions.

ADA, OBC, CSA B651 compliant when installed to the specific requirements of these regulations.