

**DN7274A0TX/DN7274B0TX**

**Elements Small Space Dining  
Table**

**Assembly Instructions**




**Southern**  
ENTERPRISES

For assistance with assembly, contact.  
Southern Enterprises Inc.  
Customer Service 1-800-633-5096  
[service@seidal.com](mailto:service@seidal.com)  
[www.seidal.com](http://www.seidal.com)

PO:13570

Top supports up to lb.



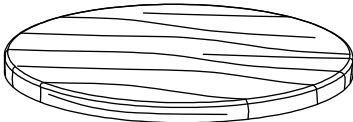


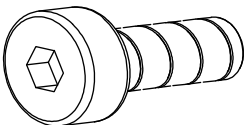
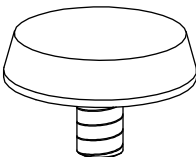

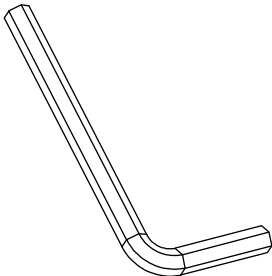
# DN7274A0TX/DN7274B0TX

## Elements Small Space Dining Table

### Parts List

Please review all parts and hardware before disposing of any packaging.

Before beginning assembly, separate each type of hardware. Carefully study the diagrams below and check that you have all parts indicated. Call Customer Service if missing hardware. Using the incorrect hardware will cause damage.

1	1PC	2	1PC	3	1PC		
							
Wood Top		Top Leg		Bottom Leg			
A	5PCS	B	4PCS	C	4PCS	D	1PC
							
Bolts		Levelers		Flat Washers		Allen Wrench	
Care and Cleaning Instructions: Before using, wipe with a clean, dry cloth. Avoid rubbing or scratching the surface with rough or abrasive objects.				For replacement parts or questions, please call customer service at 1-800-633-5096.			

# DN7274A0TX/DN7274B0TX

## Elements Small Space Dining Table

### Assembly Instructions

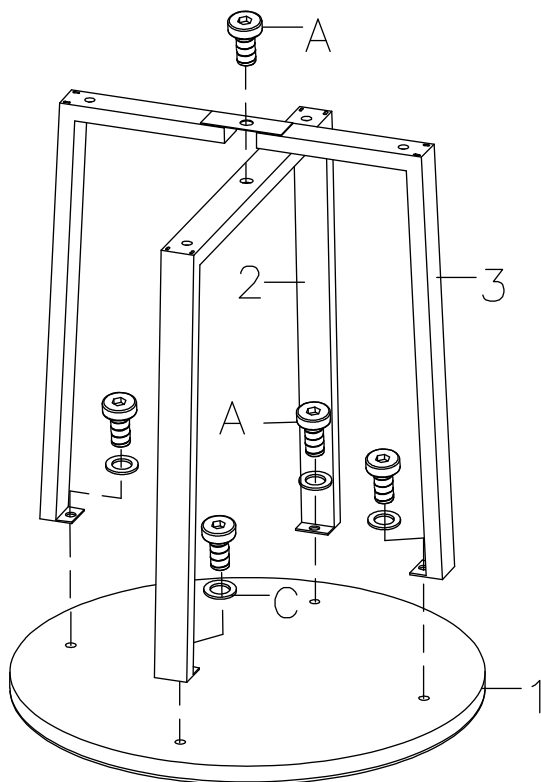


Figure 1

#### Step 1:

Unit assembly should begin with parts turned upside down for Step 1. Do not completely tighten the bolts until unit is complete.

Attach Top Leg (2) to Wood Top (1) using Bolts (A) Flat Washers (C).

Attach Bottom Leg (3) to Wood Top (1) using Bolts (A) and Flat Washers (C). Then, attach Bottom Leg (3) to Top Leg (2) using Bolt (A).

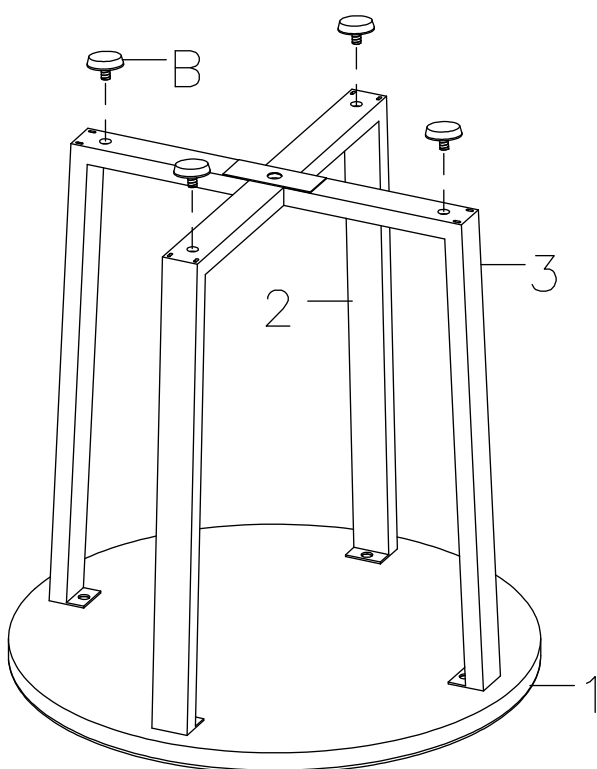


Figure 2

#### Step 2:

Attach Levelers (B) to the bottom of Top Leg (2) and Bottom Leg (3).

Turn the assembled unit upright.

Now your Elements small space dining table is ready to use.

## Parts Replacement Form

### Customer Information

Name

Address

City/State/Zip Code

Phone Number

Please indicate where you purchased this item: Store/Website/Catalog

Please indicate color/size/style number:

Style No

Parts Letter

Parts Description

Quantity Needed

Please immediately examine this product carefully. Any request for missing parts or damage replacement must be received within 90 days of your receipt of the product. Replacement, if available, will be honored within this time frame. Parts will not be available for items arriving fully assembled. We do not recommend modifying product(s) and we are not responsible for any damages due to product modification(s). If damages or missing parts are not reported within 90 days of your receipt, we are under no obligation to provide parts or replacement merchandise.

Please contact Southern Enterprises at 800-633-5096 or in Dallas 972-869-0111/ 9am – 4pm Mon-Fri Central time if you have product issues or email us at [service@seidal.com](mailto:service@seidal.com). Please ask for customer service representative for issues involving damages or replacement parts. Please ask for technical assistance representative for any issues with product and assembly/construction.

Please contact the retailer that you purchased from for returns.



**Southern**  
ENTERPRISES

Customer Service 1-800-633-5096

[service@seidal.com](mailto:service@seidal.com)

Southern Enterprises, Inc.

600 Freeport Parkway, Suite 200

Coppell, Texas 75019