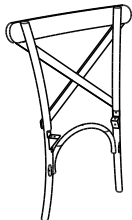



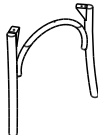






## Part List And Hardware List


PIECE	DESCRIPTION	PICTURE	QUANTITY
A	Back Rest		1x
B	Seat Frame		1x
C	Foot Connection Right		1x
D	Foot Connection Left		1x
E	Front Leg		1x
①	Coarse Screw	 50 mm	2x
②	Jcbc Screw	 M6 x 40mm	8x
③	Screw	 30mm	4x
④	Allen Key	 M4	1x

# JY

JONATHAN Y

MODEL # DNG1001C-SET2



Product Dimension: 20,08"D x 20,08"W x 34,06"H



If there are any questions relating to defects, missing parts, assembly issues or replacements, please send a detailed email to [cs@jonathany.com](mailto:cs@jonathany.com).

Do not tighten every single screw until all screws are fitted into all holes, so that all screws fitted can be tightened together

1

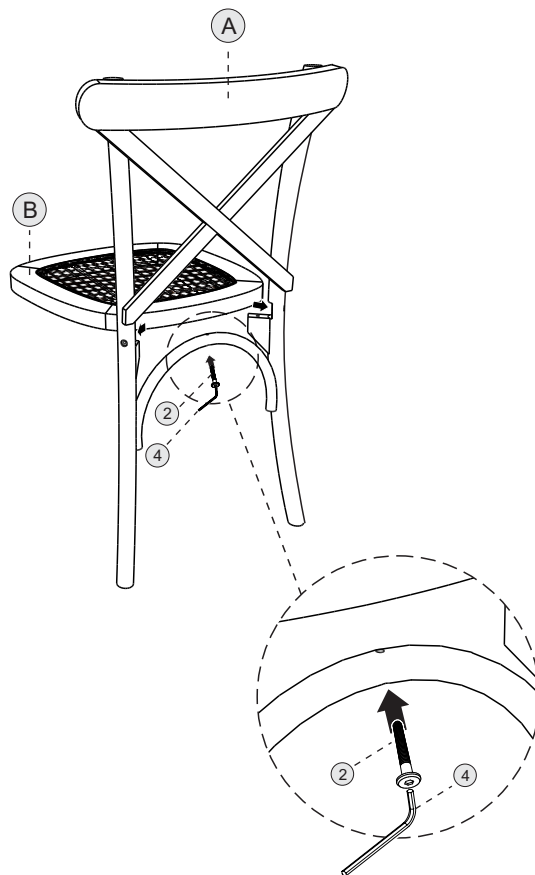
2		1x
4		1x

M6 x 40mm

Allen key




NOTE: Please assemble the product according to the sticker colors and matching codes on the components



Note : Do not fully tighten the bolts

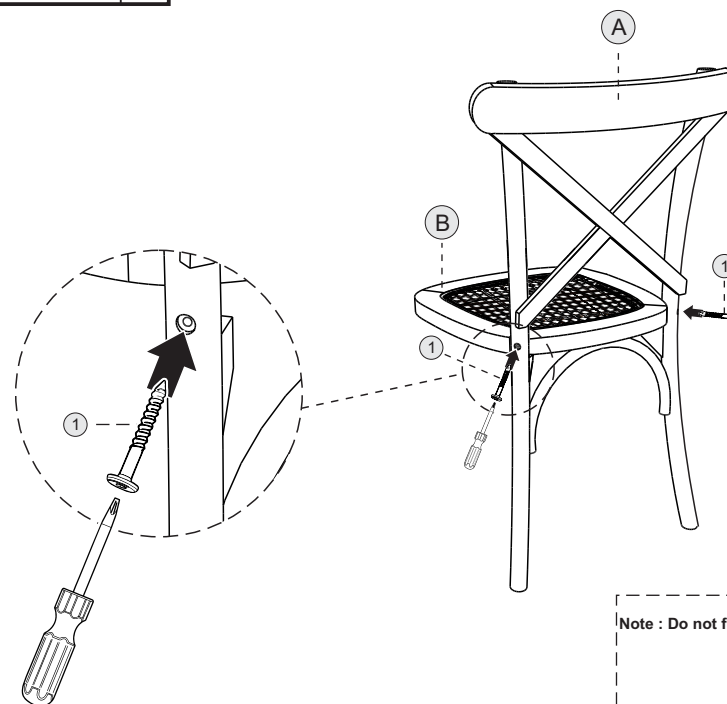
80 %

2

1		2x
	50 mm	



NOTE: Please assemble the product according to the sticker colors and matching codes on the components

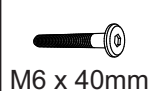


Note : Do not fully tighten the bolts

80 %

# 3

## 2



### 1x

M6 x 40mm

## 3



### 4x

30mm

## 4

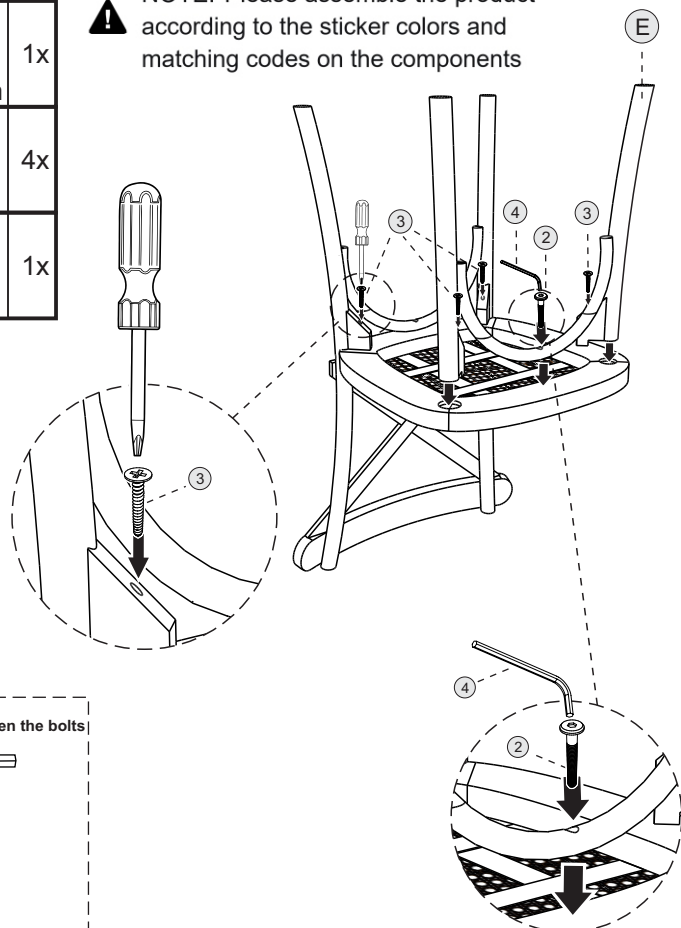


### 1x

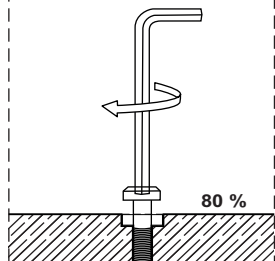
Allen key



NOTE: Please assemble the product according to the sticker colors and matching codes on the components

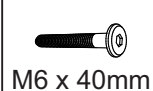


Note : Do not fully tighten the bolts



# 4

## 2



### 6x

M6 x 40mm

## 4

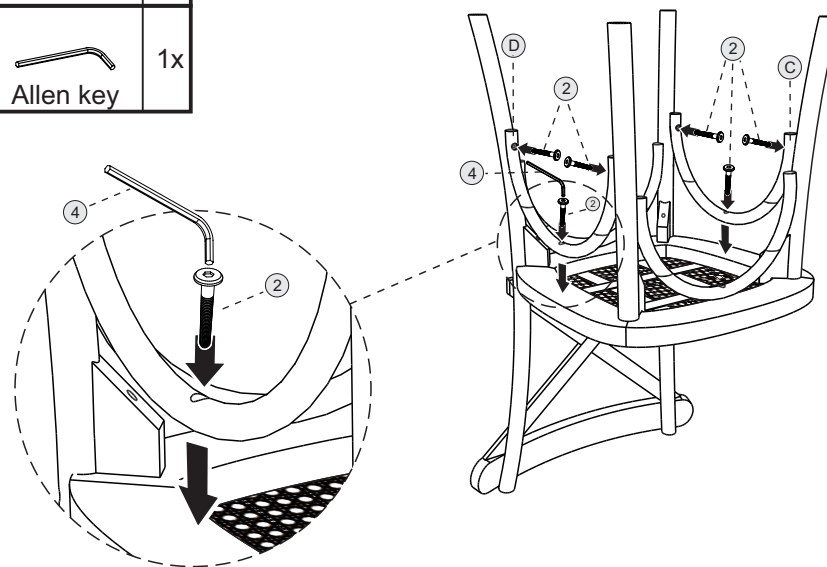


### 1x

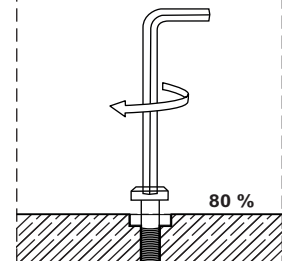
Allen key



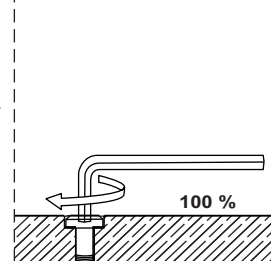
NOTE: Please assemble the product according to the sticker colors and matching codes on the components



Note : Do not fully tighten the bolts



Note : Fully tighten all bolts



5

