

## Features

- Two-handle widespread faucet for 8" - 16" (203 - 406 mm) centers
- KOHLER® ceramic disc valves exceed industry longevity standards for a lifetime of durable performance
- 1.2 gpm (4.5 lpm) maximum flow rate
- This product can help a building earn Water Efficiency points in LEED® Green Building Rating System

## Material

- Select KOHLER finishes feature ScratchShield® technology which withstands even the toughest daily use
- Premium material construction for durability and reliability

## Installation

- Simplified faucet installation; mounting hardware requires no special tools
- Handles are preassembled on valves to simplify installation

## Recommended Products/Accessories

K-23726 Drain treatment  
K-23723 Faucet cleaner



**ADA** **CSA B651** **OBC**

## Codes/Standards




ASME A112.18.1/CSA B125.1  
NSF/ANSI/CAN 61  
NSF/ANSI/CAN 372  
All applicable US Federal and State material regulations  
DOE - Energy Policy Act 1992  
EPA WaterSense®  
California Energy Commission (CEC)  
ADA  
ICC/ANSI A117.1  
CSA B651  
OBC  
IAPMO Certification

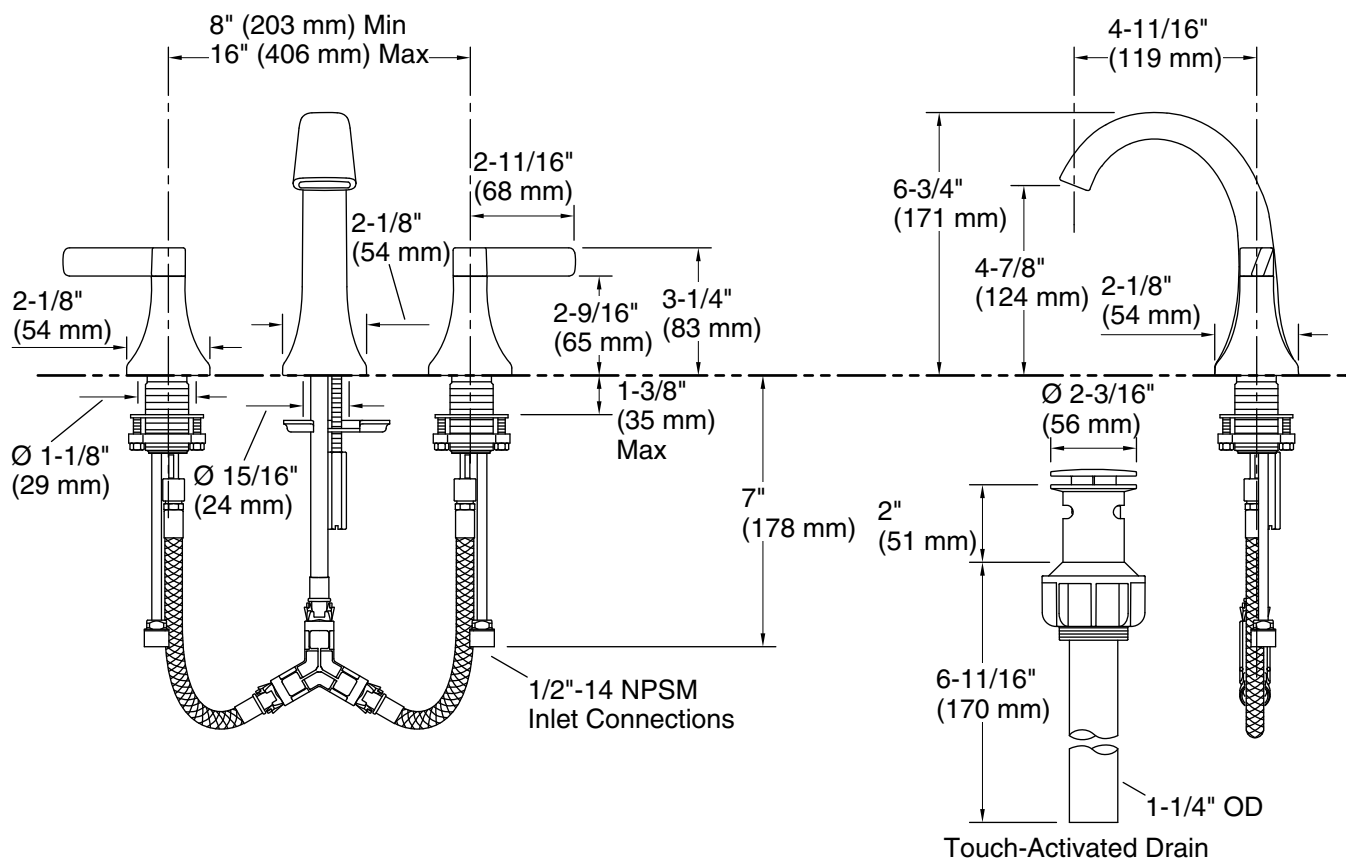
## KOHLER® Faucet Lifetime Limited Warranty

See website for detailed warranty information.

## Available Colors/Finishes

*Color tiles intended for reference only.*

Color	Code	Description
	CP	Polished Chrome
	BN	Vibrant® Brushed Nickel
	BL	Matte Black



## Technical Information

All product dimensions are nominal.

### Faucet:

Flow rate: 1.2 gal/min (4.5 l/min)

Pressure: 60 psi (4.1 bar)

Drain included: Yes

### Spout:

Spout reach: 4-11/16" (119 mm)

## Notes

Install this product according to the installation instructions.

ADA compliant for handles only.

ADA, OBC, CSA B651 compliant when installed to the specific requirements of these regulations.