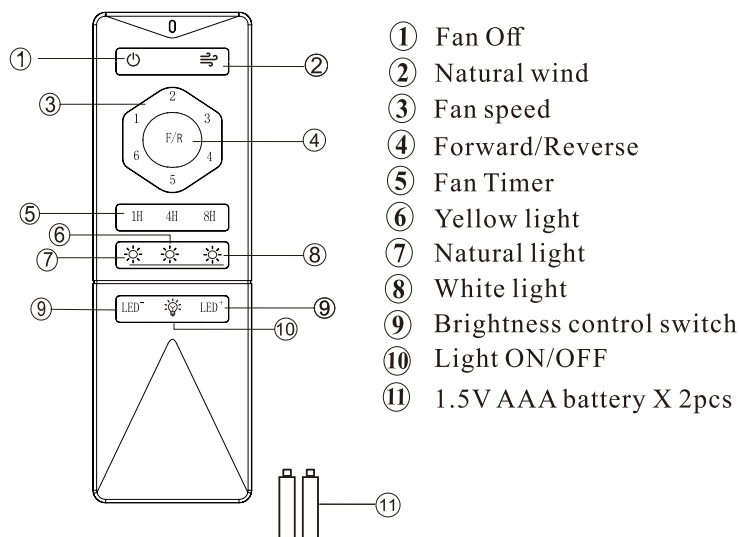





DC Fan Lamp Remote Controller User Manual

Function Introduction



Matching Method

You will hear a “beep” sounds when the receiver powered on. And then, please press the “” key immediately till you hear a long “beep” sounds. It means success.

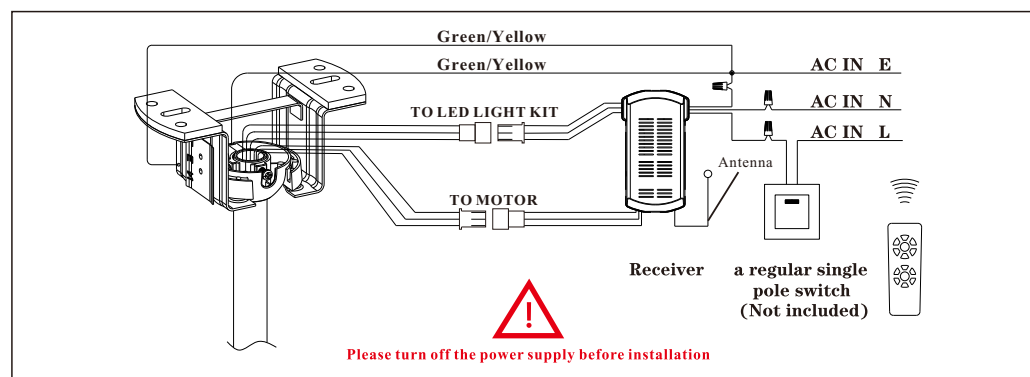
Tips:

The remote control has been paired before leaving the factory and it can be used directly after installation. Re-pairing is required when you need to add or replace a new remote.

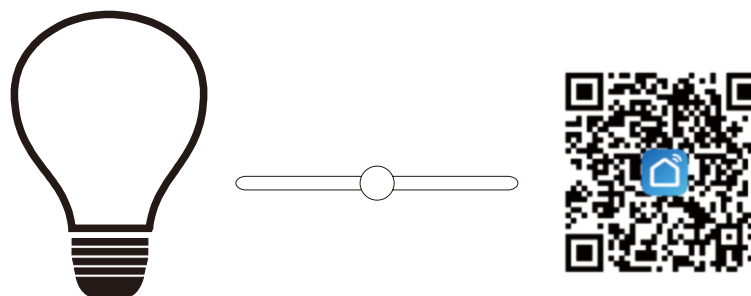
Notices

1. When the emitter is unable to remotely control the receiver, please check whether the switch batteries are in good contact, whether they are fixed properly and whether they run out of use.
2. When the emitter is unable to remotely control the receiver, please check whether there is other remote control products around the space and check whether the keys are pressed down, because same nature of remote control product may cause interference with each other resulting in poor receiving effect. Taking away such articles will normalize the remote control function. (the infrared remote controller is not included).
3. Please use this product under applicable voltage. Too low voltage will lead to failure of the remote controller to work (Please refer to the product label for the voltage range and related parameters).
4. Please take out the batteries if you will not use this product for a long time.

Wiring Diagram



App smart control



Mobile App Pairing Instructions: Download “ Smart Life” Mobile App
Step one: Initiate pairing status

Turn on the power supply within 30 seconds, start pairing by Pressing “ F/R” at least 5 seconds until you hear three times beep sound from the receiver.

Step two: Complete the installation of pairing progress in Mobile APP

- a. Open “Smart Life” Mobile App.
- b. Press the “+” button on the top right corner of the mobile App.
- c. Under “Add Manually” select “Small Home Appliances” .
- d. Select “ Fan” .
- e. Click “Confirm indicator rapidly blink” and type in your Wi-Fi code & password, then click “OK”
- f. After loading, screen turns to homepage and you should be able to find your App there.

