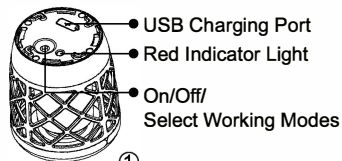
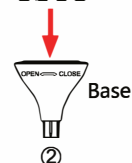
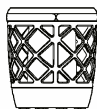


Installation



①



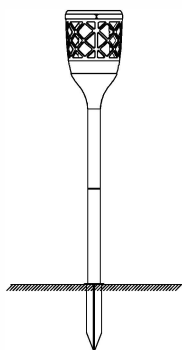
②



③



④



⑤

1. Please check lamp and accessories well firstly.
2. Turn on the lamp and select the demanded working mode. (Picture ①)
3. Fasten the lamp and base by rotating the lamp to the instructed direction. (Picture ②)
4. Connect the spike to demanded length, it can be connected to 2 different lengths. (Picture ③)
5. Assemble the lamp with base onto the spike. (Picture ④)
6. Insert the spike into the lawn. (Picture ⑤)

Notice

1. The lamp is equipped with an internal battery, which is not replaceable.
2. Please install the lamp in a place with sufficient sunlight (ensure that the lamp charges under strong sunlight for at least 5hrs per day).
3. Non-professionals please do not disassemble the lamp.
4. Please do not dispose the battery with household garbage to avoid explosion.
5. Built-in intelligent IC is with over-charge, over-discharge and over-voltage protection.
6. When charge the lamp by USB, please make sure the USB is Micro interface in 5V/1A.

SOLAR LED FLAME LIGHT User Manual



Light in Motion, Life in Passion!

Outdoor as lawn light, garden light;
Indoor as decorative light, atmosphere
light; Portable as torch light, holiday light;
Hanging as camping light, lantern light.



Please read and follow all instructions to operate.
Save this manual for future reference.

Specification

Product	Solar LED Flame Light
Power	2W
LEDs	SMD2835*18PCS
Solar Panel	Mono-crystalline silicon, 0.7Wp
Li-ion Battery	18650/3.7V/1200mAh
Charging Time	Solar Charge: 12Hrs to fully charged USB Charge: 4Hrs to fully charged
Working Time	Mode A (0.5W): 3 nights+ Mode B (2W): 4 hours+
IP Class	IP65
Color Temperature	1500K
Housing Color	Black
Housing Material	ABS+PC, anti-UV
Working Temp	-20C°- 45C°
Overall Dimension	Φ114.2*706.0 mm
Warranty	24 months (battery 12 months warranty)
Packing	Lamp, Spikes, User Manual

Features



Dynamic Flame Light



Solar Chargeable



Multifunctional



USB Chargeable



IP65 Waterproof



Light on/off Automatically



Long Working Time



Cordless

Working Modes



ModeA:

Press the button 1st time, it's Mode A.
Automatically turns on at dusk(<30lux) and keep 25% brightness, and turns off at dawn(>150lux).
This mode applies to outdoor lawn lamp or landscape lighting.



ModeB:

Press the button 2nd time, it's Mode B.
Automatically turns on at dusk(<30lux) and keep 100% brightness, and turns off at dawn(>400lux).
This mode applies to portable light or indoor decorative light.

Press the button 3rd time, it's off.

Kindly Remind:

1. This switch is a power-off switch.
2. The lamp can get charged by solar or USB in any mode.
3. The red indicator light keeps flashing while charging, and will remains on when the battery is fully charged. Please specially note that the red indicator light will not flash while charging the lamp by solar under shutdown state.
4. When charge the lamp by USB, please make sure the USB is Micro interface in 5V/1A.

Dimension

114.2mm



127.6mm

Installation ①

517.0mm

135.0mm

Installation ②

706.0mm

135.0mm

Installation ③