



Highline®

Class Five® Dual Flush Toilet

K-3989

Features

- Two-piece toilet.
- Elongated bowl offers added room and comfort.
- Comfort Height® feature offers a chair-height seat that makes sitting down and standing up easier for most adults.
- Left-hand nested trip lever offers a choice of 1.1 or 1.6 gallons per flush (gpf).
- 2-1/8-inch glazed trapway.
- Combination consists of the the K-4199 bowl and the K-4458 tank.
- Seat not included.

Technology

- Dual-flush technology allows you to choose between a full- or partial-flush.

Installation

- Standard 12-inch rough-in.
- Three-bolt installation.

Water Conservation & Rebates

- WaterSense® toilets meet strict EPA flushing guidelines, including using at least 20 percent less water than 1.6-gallon toilets.
- Eligible for consumer rebates in some municipalities.
- This product meets water savings requirements for Colorado SB 14-103.

Recommended Accessories

K-4636 Cachet® Quiet-Close™ Elongated Toilet Seat
K-5588 Purefresh® Elongated Toilet Seat
K-4108 C3®-230 Elongated Cleansing Toilet Seat
K-5420 Low-Profile Bolt Caps
K-9237 Dual-flush Trip Lever
1023457 Wax Ring/Hardware Kit
1265114 Connector Hose

Components

Product includes:

K-4458 Dual-Flush Tank
K-4199 Comfort Height® Elongated Bowl
K-9237 Dual-flush Trip Lever

Additional included component/s: Bowl, Tank, Tank cover, Trip lever, and Bolt cap accessory pack.



ADA

CSA B651

OBC

Codes/Standards





ASME A112.19.2/CSA B45.1
EPA WaterSense®
ADA
ICC/ANSI A117.1
CSA B651
OBC

KOHLER® One-Year Limited Warranty

See website for detailed warranty information.

Available Color/Finishes

Color tiles intended for reference only.

Color	Code	Description
	0	White
	96	Biscuit
	47	Almond
	7	Black Black™

