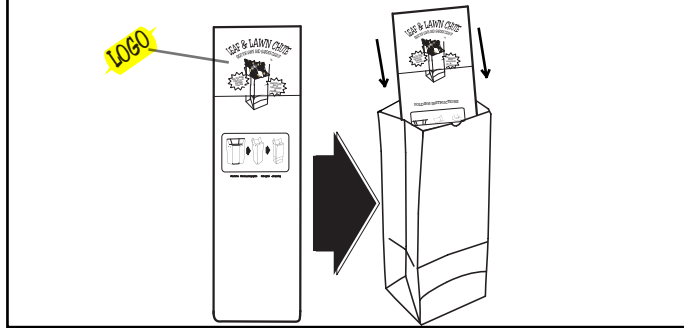


LEAF & LAWN CHUTE™

FOLDING INSTRUCTIONS

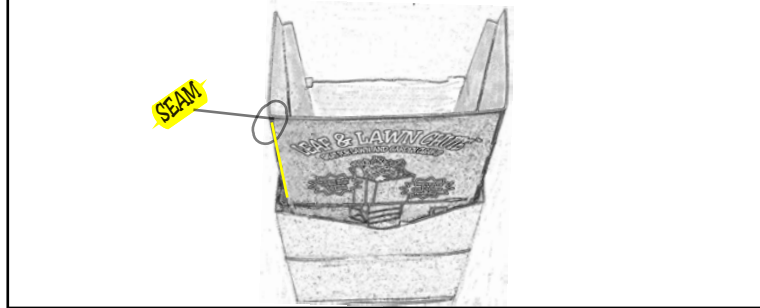
OPEN BAG & INSERT FLAT WITH "LOGO" FACING YOU.

1)



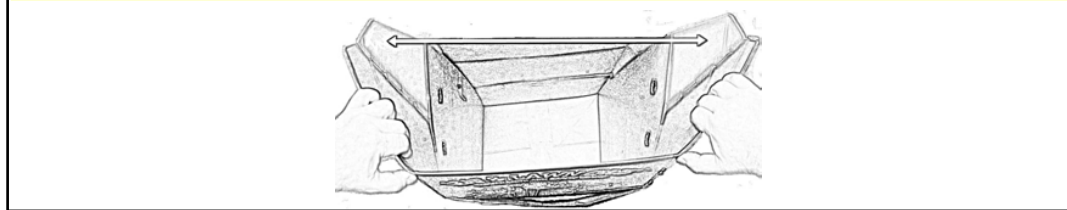
UNFOLD BOTH SIDES UNTIL FLUSH AGAINST SIDES OF BAG.

2)

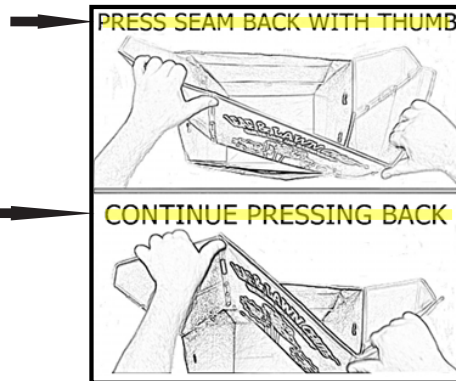


PLACE HANDS ON THE TOP OF EACH SIDE, WITH THUMBS POSITIONED AT "SEAMS".

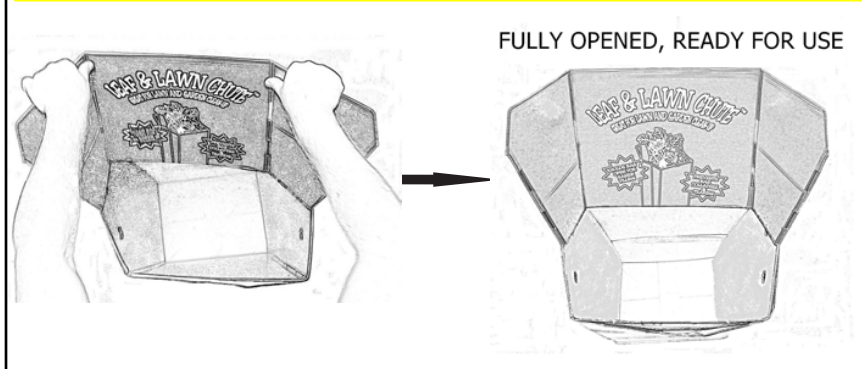
3)



4)



REPEAT ON OTHER SIDE & PRESS UNTIL CHUTE POPS INTO PLACE.



**CALL US AT
727.820.0000**

*For additional instruction,
including video demos,
& care / use tips,
please visit us at:
www.leafeasy.com*