

Features

- Single-function rainhead.
- MasterClean™ sprayface features an easy-to-clean surface that withstands mineral buildup.
- Optimized sprayface for maximum performance.
- 2.5 gpm (9.5 lpm) maximum flow rate.

Material

- Solid-brass construction for durability and reliability.

Technology

- Katalyst® air-induction technology infuses water with air, creating bigger drops for a more powerful spray.

Installation

- 1/2 -14 NPT connection.

Recommended Products/Accessories

K-23723 Faucet cleaner

Optional Products/Accessories

K-7394 6" ceiling-mount single-function rainhead arm & flange



Codes/Standards

ASME A112.18.1/CSA B125.1









DOE - Energy Policy Act 1992

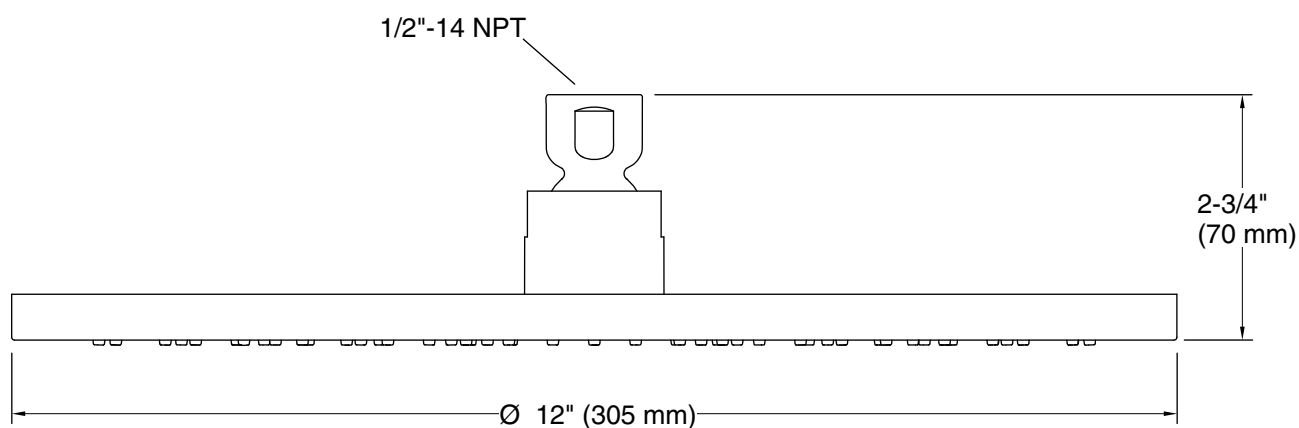
KOHLER® Faucet Lifetime Limited Warranty

See website for detailed warranty information.

Available Colors/Finishes

Color tiles intended for reference only.

Color	Code	Description
	CP	Polished Chrome
	SN	Vibrant® Polished Nickel
	PGD	Vibrant® Moderne Polished Gold
	BGD	Vibrant® Moderne Brushed Gold
	BN	Vibrant® Brushed Nickel
	BV	Vibrant® Brushed Bronze
	BL	Matte Black
	2MB	Vibrant® Brushed Moderne Brass

**Technical Information**

All product dimensions are nominal.

Showerhead/Body Spray:

Rated maximum 2.5 gal/min (9.5 l/min)
flow:

Notes

Install this product according to the installation guide.