

Instruction Manual

SleepComplete by Martha Stewart Green Tea Memory Foam Mattress



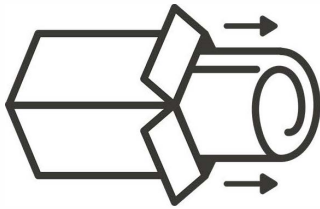
196861132162

196861132179

196861132186


196861132193

Step 1




Lay box on its side
and remove the
mattress.

Step 2



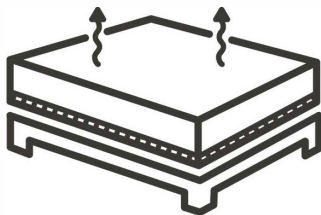
Completely unroll the
compressed mattress
onto your bed frame.

Step 3




Carefully cut the outer PE
bag on the red line making
sure you do not cut into the
inner plastic wrap.

Step 4




Cut open a small section of
the inner plastic in one corner
and the mattress will inflate.

Step 5



Remove the
plastic sheathing

Step 6



Your mattress is now
ready to use. Please
allow 48 -72 hours for
complete expansion.

Quality and Safety Guidelines

To prevent risk of suffocation, ensure that plastic wrappings are kept out of reach of children and are disposed of in a timely manner.

For maintenance instructions, additional storage instructions, or warranty details, please email us at CustomerExperience@theubiquegroup.com or call 866-552-2810.

For product longevity, product safety and product integrity, store indoors in a dry location.. This product is intended for lying down. Do not stand or jump on this mattress.

Keep children and small pets away from the expansion area when opening.

Please do not slide or drag item when moving it.