

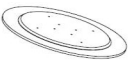







CARE AND MAINTENANCE

Spot clean using a mild water-free solvent. Only a professional cleaner should undertake a complete overall cleaning.
The use of steam or water-based cleaners may cause excessive shrinking or staining.

NOTICE

- * Please make sure that you have all parts indicated before you begin assembly of this item
- * This item should be assembled on a soft surface to prevent scratching the finish during assembly
- * This item may require periodic tightening

Part List and Hardware List

PIECE	DESCRIPTION	PICTURE	QUANTITY
A	TOP PLATE		1X
B	LEG 1		1X
C	LEG 2		1X
HW1	Split Lock Washer 6mm		8X
HW2	Flat Washer 6mm		8X
HW3	Socket Bolts 6 x1x 35mm		8X
HW4	ALLEN KEY		1X
HW5	FELT PAD		4X

 **SAFAVIEH**
FURNITURE

Model: COF8100A

Product Dimensions: 31.5"W x 31.5" D x 15.5" H

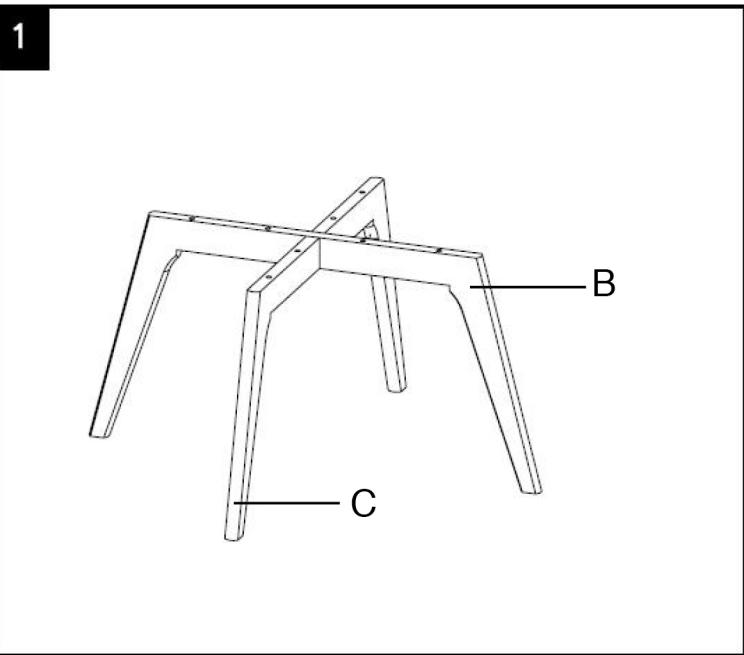


PREPARATION

Before beginning assembly of product, make sure all parts are present. Compare parts with package contents list and hardware contents list.

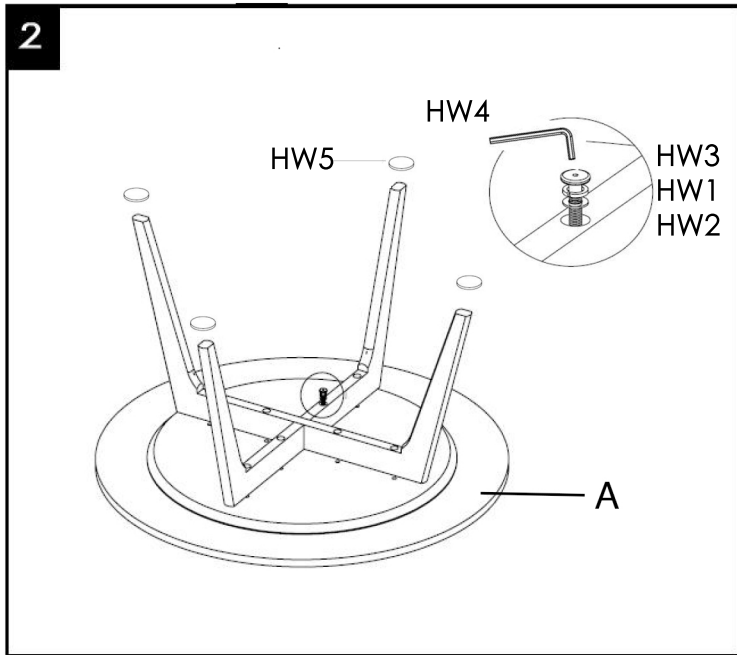
If any part is missing or damaged, do not attempt to assemble the product.

Estimated Assembly Time: 15 minutes.



Step 1

Cross LEG 1(B) and LEG 2(C)



Step 2

Attach the cross legs to the TOP PLATE(A) using 8 Split Lock Washer(HW1) and 8 Flat Washer(HW2) and 8 Socket Bolts(HW3).Screw on all bolts and tighten in the end by using Allen Key(HW4).Put on the Felt Pad(HW5).