

NOTICE

*Please make sure that you have all parts indicated and they are in good condition before you begin assembly of this item. Refer to part list and hardware list below for guidance.

*This item should be assembled on a soft surface to prevent scratching the finish during assembly.

*This item may require periodic tightening.

*If you are having difficulty, our friendly Customer Care team is always here to help. Please email customersupport@safavieh.com

PREPARATION

*Before beginning assembly of product, make sure all parts are present. Compare parts with package contents list and hardware contents list.

*If any part is missing or damaged, do not attempt to assemble the product.

*Estimated Assembly Time: 20 minutes.

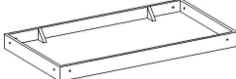




*Tools required for Assembly (included): Allen Key

CARE AND MAINTENANCE

Always use felt pads under all articles to prevent discoloration or softening of the lacquer. Plastic and rubber bases on items can discolor wood. Wipe up spills immediately and avoid common hazards such as hot dishes, harsh solvents and abrasives. Cleaning should be done with a soft lint free cotton cloth dampened with water or furniture polish.

On highly used surfaces we recommend applying a quality paste wax which should be used on a regular basis to provide additional protection from scratches and spills. How often you apply the wax depends on how much wear the furniture receives.

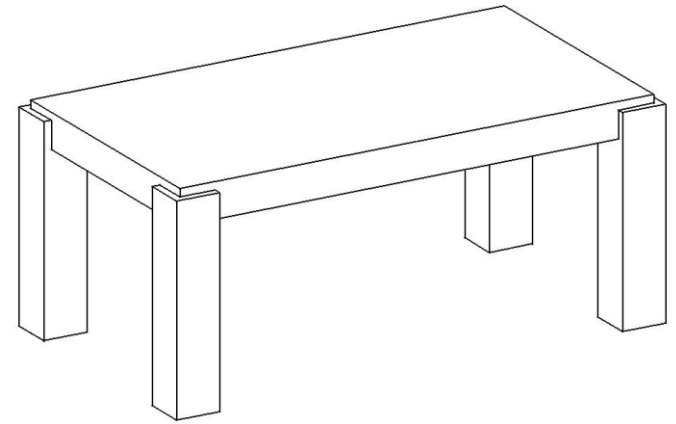
Part List and Hardware List

PIECE	DESCRIPTION	PICTURE	QUANTITY
A	Table top		1x
B	Leg frame		4x
HW1	Hex bolt: 6x0.5x30mm		8x
HW2	Flat washer: 6mm		8x
HW3	Allen key		1x

 **SAFAVIEH**
FURNITURE

Item # COF7014

Product Dimension: 44.9Wx25.2Dx16.9H"



Weight Capacity : 110 LBS

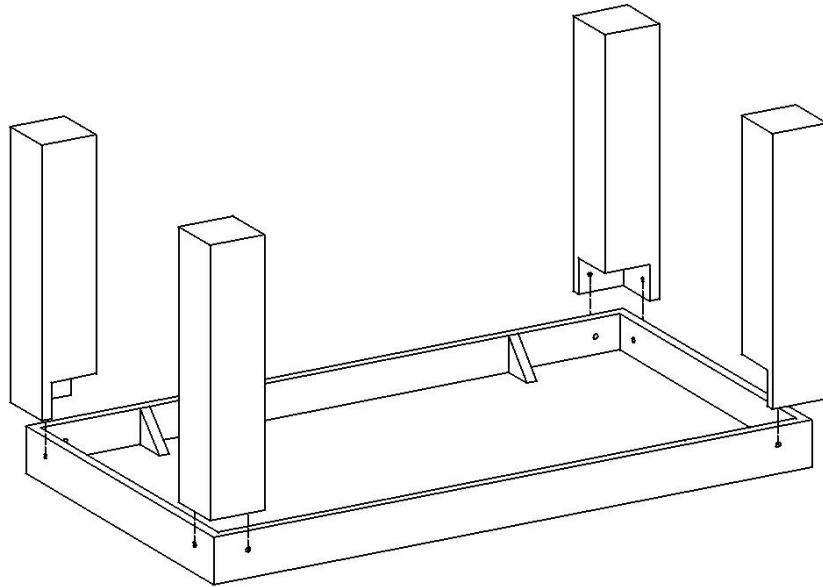
Warning : Do not stand on table

Warning : Do not over torque bolts

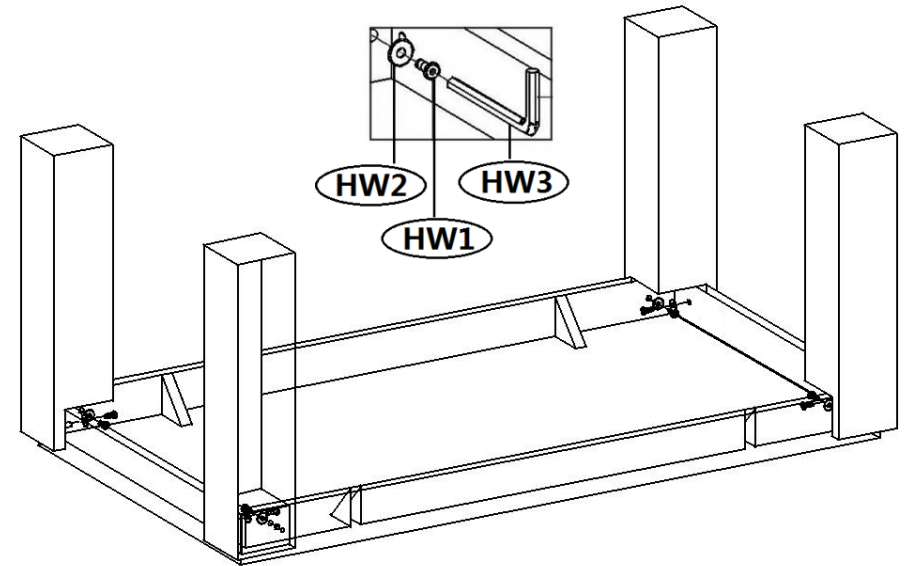
PREPARATION

- *Before beginning assembly of product, make sure all parts are present. Compare parts with package contents list and hardware contents list.
- *If any part is missing or damaged, do not attempt to assemble the product.
- *Estimated Assembly Time: 20 minutes.
- *Tools required for Assembly (included): Allen Key
- *If you are having difficulty, our friendly Customer Care team is always here to help. Please email customersupport@safavieh.com

Hardware is located inside the box. You can find them placed near the sign 'HARDWARE INSIDE'



Step 1: Carefully place the Table top(A) face down on a clean, non-marring surface, place Leg frame(B) into the hole of table tops in turn as picture.



Step 2: Put the Flat washer(HW2) on the Hex bolt(HW1), insert it into the mounting position, tighten them by using Allen key(HW3).