

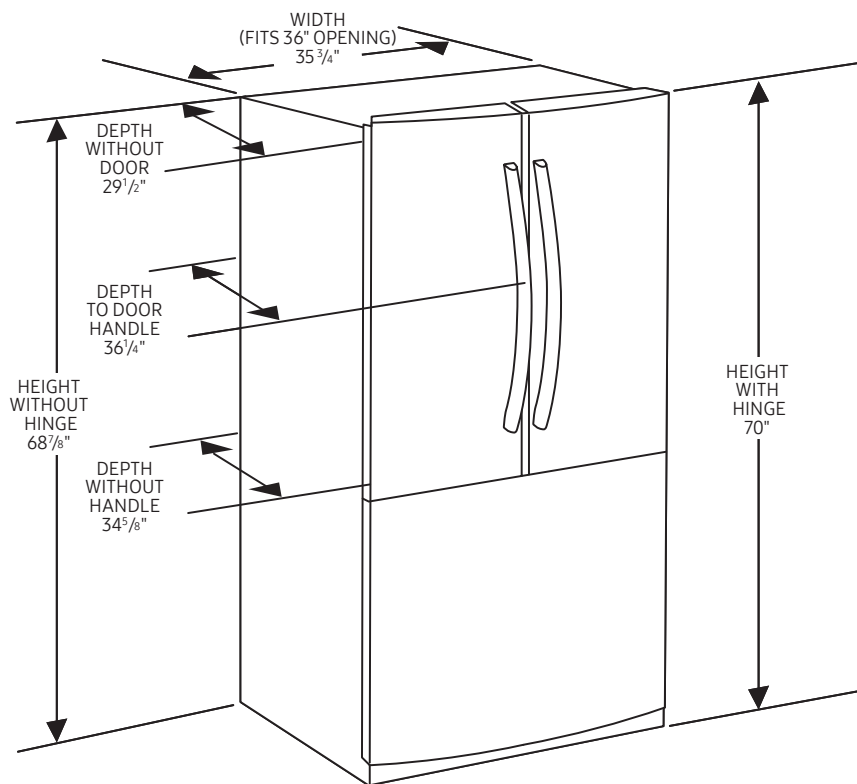
30 cu. ft. 3-Door French Door Refrigerator

SAMSUNG

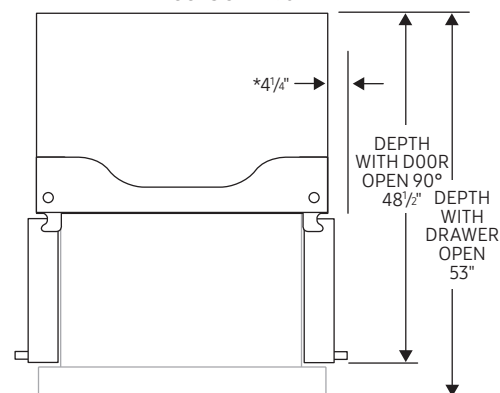
MODEL RF32CG5900SR DIMENSIONS

Be sure your new fridge will fit

Don't wait until delivery to be sure your new refrigerator will fit – both in your kitchen and through all doorways. This guide includes all pertinent measurements and clearances so you can buy with confidence.

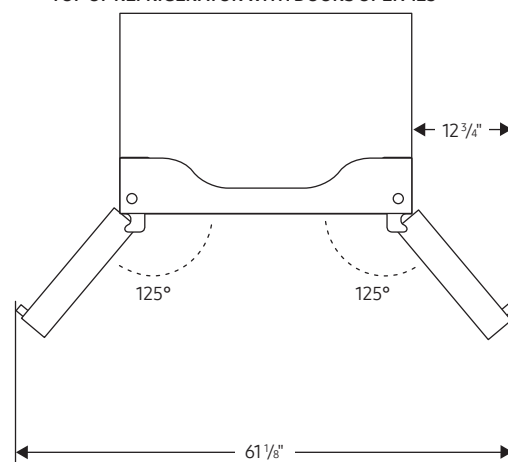


TOP OF REFRIGERATOR WITH DRAWER OPEN AND DOORS OPEN 90°



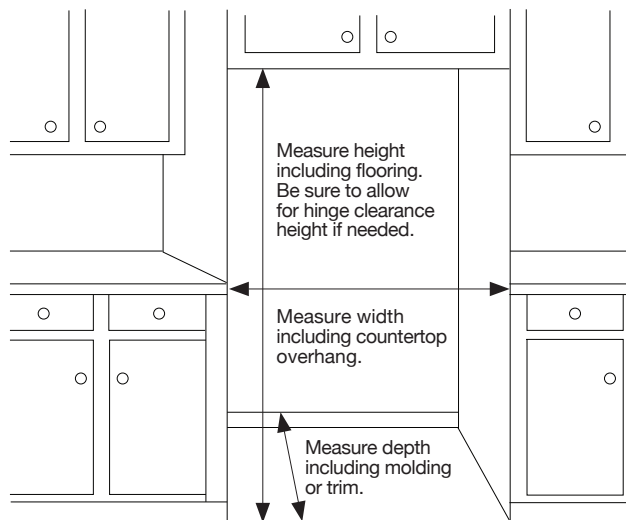
***Allow $4\frac{1}{4}"$ of clearance to enable doors to open 90° when installed next to a wall.**

TOP OF REFRIGERATOR WITH DOORS OPEN 125°



Standard-Depth Refrigerator

Standard-depth refrigerators typically measure 30 to 35 inches in depth, as opposed to counter-depth refrigerators that sit flush with cabinetry.



Installation clearances

- ✓ Allow $4\frac{1}{4}"$ of clearance when installing along a wall. This will allow for the door to open 90 degrees without the handle contacting the wall.
- ✓ Allow 2" minimum clearance at rear for proper air circulation and water/electrical connections.
- ✓ Allow a $\frac{3}{8}"$ minimum clearance at top for ease of installation.

For optimal usage and ability to open refrigerator doors completely, do not install next to a wall.

Please note: The above dimension and cutout information is for planning purposes only. For complete installation details, consult manual packed with product or download manual online at samsung.com.

Walk the delivery route

- ✓ Identify the narrowest opening that the appliance will travel through, from outside the home to the location where it will be installed.
- ✓ Appliance depth or width must be smaller than the width of the narrowest opening.