

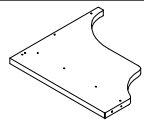
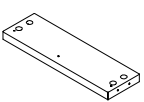
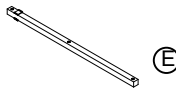
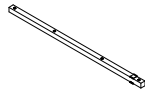



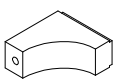


















## **ASSEMBLY INSTRUCTIONS**

**ITEM # : 11051-36-01/02**

**3/3 COMPLETE BED**

## PARTS & HARDWARE LIST

|  |  |  |  |
|--|--|--|--|
|  (A)<br>Headboard x 1   |  (B)<br>Left Bed Ear x 1                                      |  (C)<br>Right Bed Ear x 1                                  |  (D)<br>Side Rails x 2  |
|  (E)<br>Short Support Bars x 2                                  |  (F)<br>Long Support Bars x 2                                 |  (G)<br>Slats x 1  |  (H)<br>Support legs x 7                                      |
|  (I)<br>Footboard x 1   |  (J)<br>Bun foot of Headboard x 2                             |  (K)<br>Bun foot of Footboard x 2                          |  (L)<br>Bedside Bar x 1                                       |
|  (H1)<br>Allen Bolt 50mm x 18<br>( $\frac{1}{4}$ " x 50mm)     |  (H2)<br>Spring washer x 18<br>( $\frac{1}{4}$ " )           |  (H3)<br>Flat washer x 18<br>( $\frac{1}{4}$ "*Ø16*1.5mm) |  (H4)<br>Allen key x 1<br>(4mm)                              |
|  (H5)<br>Full-thread bolt x 8<br>( $\frac{5}{16}$ " x 88mm)   |  (H6)<br>Curve washer x 8<br>( $\frac{5}{16}$ " )           |  (H7)<br>Hex nut x 8<br>( $\frac{5}{16}$ " x 18mm)        |  (H8)<br>Open wrench x 1<br>(1/2" x 90 mm)                  |
|  (H9)<br>Screw x 14<br>(Ø4 x 30mm)                            |  (H10)<br>Allen Bolt 55mm x 8<br>( $\frac{5}{16}$ " x 55mm) |  (H11)<br>Spring washer x 10<br>( $\frac{5}{16}$ " )      |  (H12)<br>Flat washer x 10<br>( $\frac{5}{16}$ "*Ø19*1.5mm) |
|  (H13)<br>Allen Bolt 100mm x 2<br>( $\frac{5}{16}$ " x 100mm) |  (H14)<br>Fixed Latch x 4<br>(10x30mm)                      |  |  |

### Customer Service Contact Information:

Toll Free Phone Number: 1-844-771-2727

Email: [consumercare@lanefurniture.com](mailto:consumercare@lanefurniture.com)

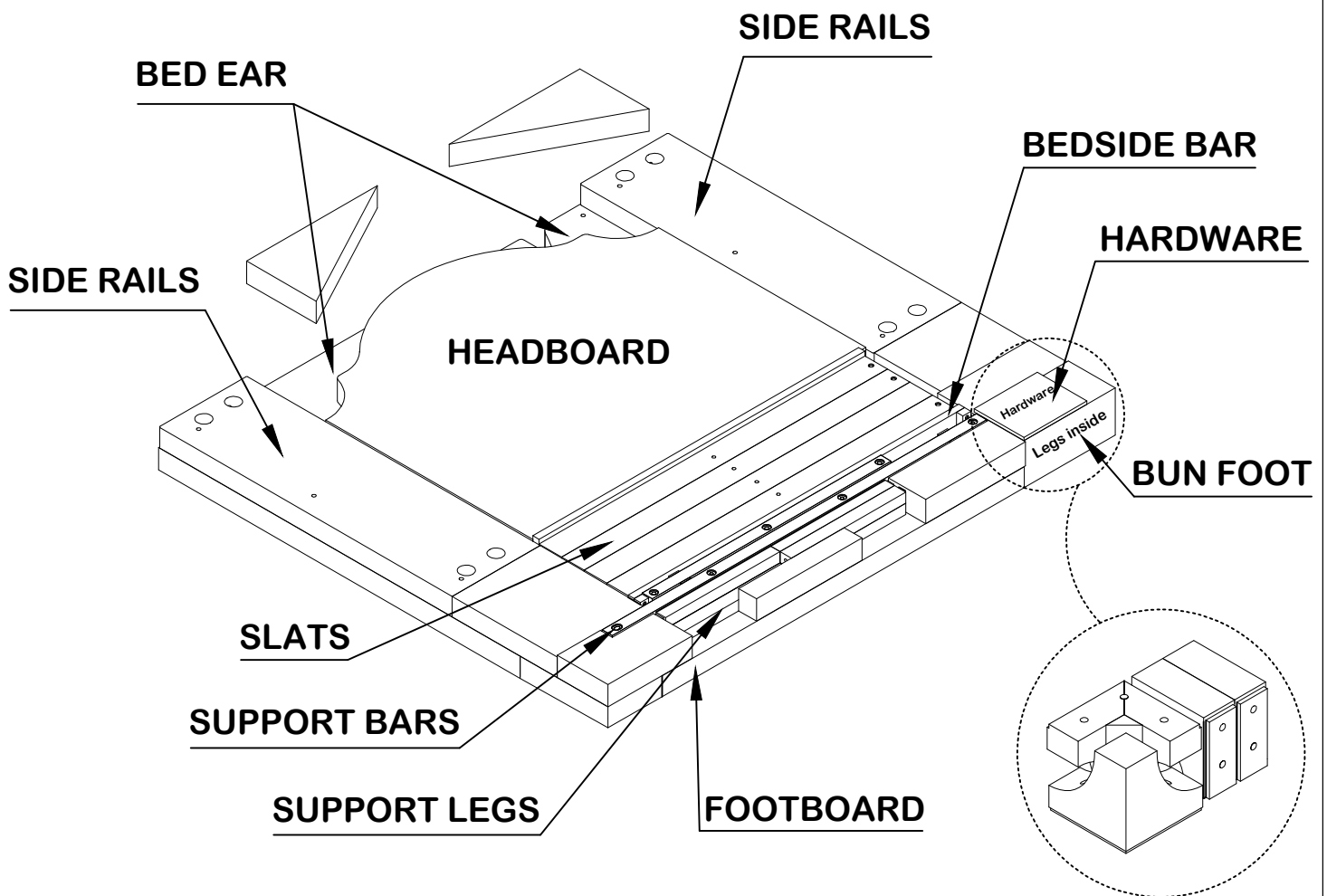
Website: [www.lanefurniture.com](http://www.lanefurniture.com)

### NOTES :

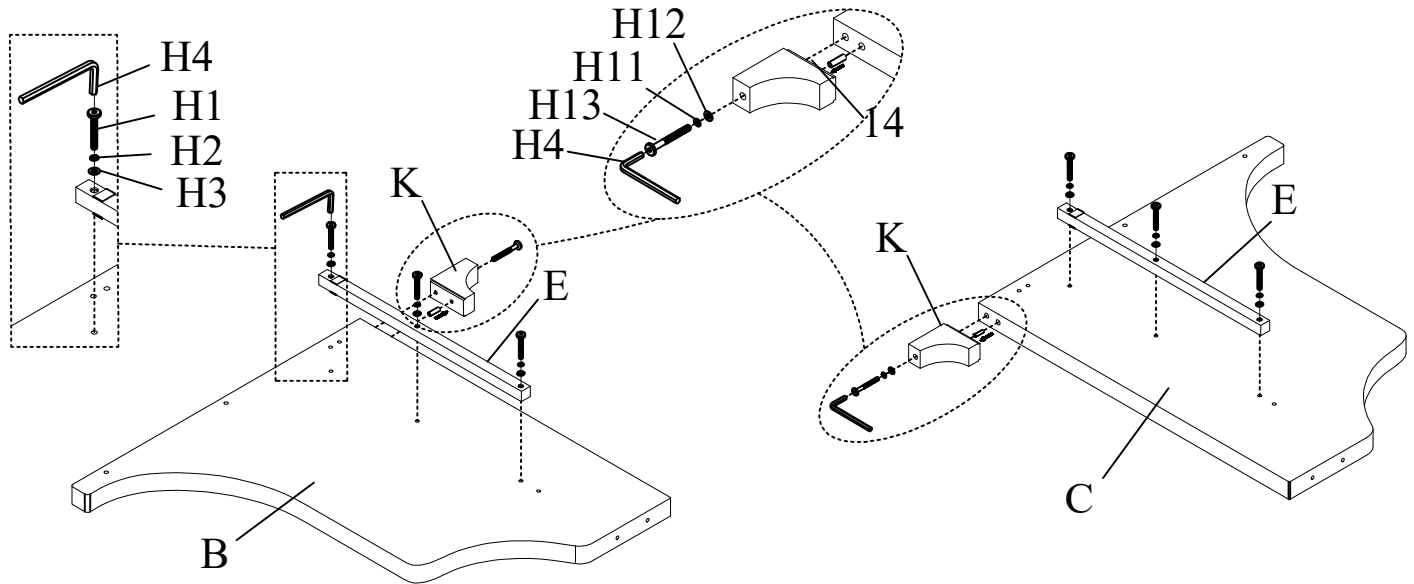
1. CHECK CAREFULLY FOR SMALL PARTS WHICH MAY COME LOOSE DURING SHIPMENT.
2. REMOVE ALL COMPONENTS FROM THE PACK AND PLACE ON A CLEAN, SOFT SURFACE TO ASSEMBLE.
3. UNITS SHOULD BE ASSEMBLED BY TWO OR MORE PEOPLE.
4. DO NOT OVER - TIGHTEN SCREW/ BOLTS UNTIL ASSEMBLY IS COMPLETED.
5. WITH USE, SCREW/ BOLT MAY BE COME LOOSE & MUST BE TIGHTENED PERIODICALLY.



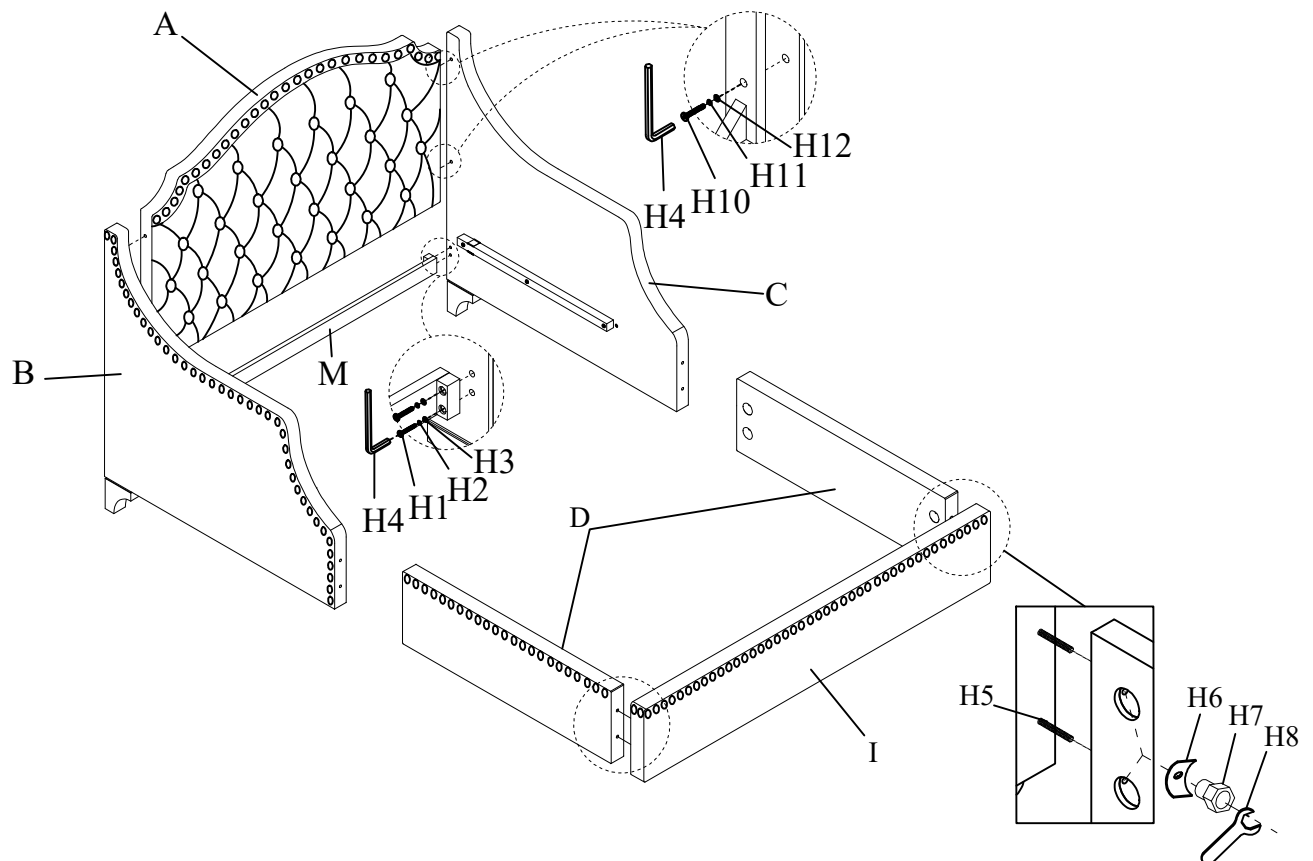
THE PARTS ARE LOCATED INSIDE THE BOX AS BELOW:



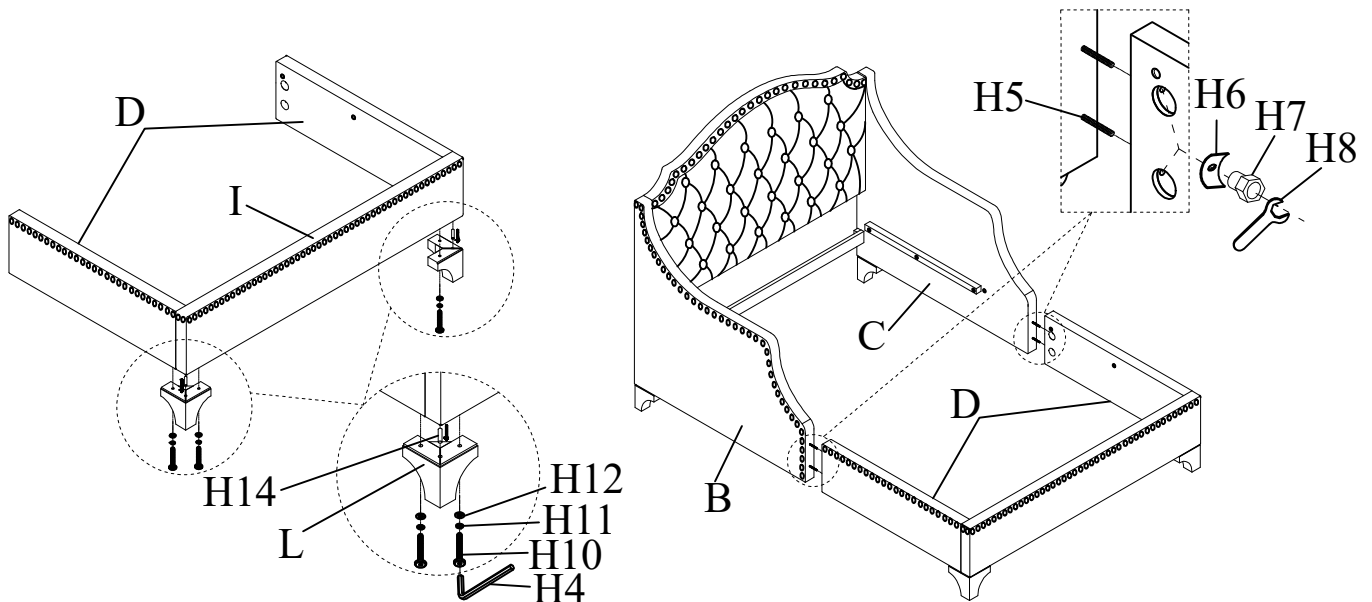
STEP 1 ( x1)



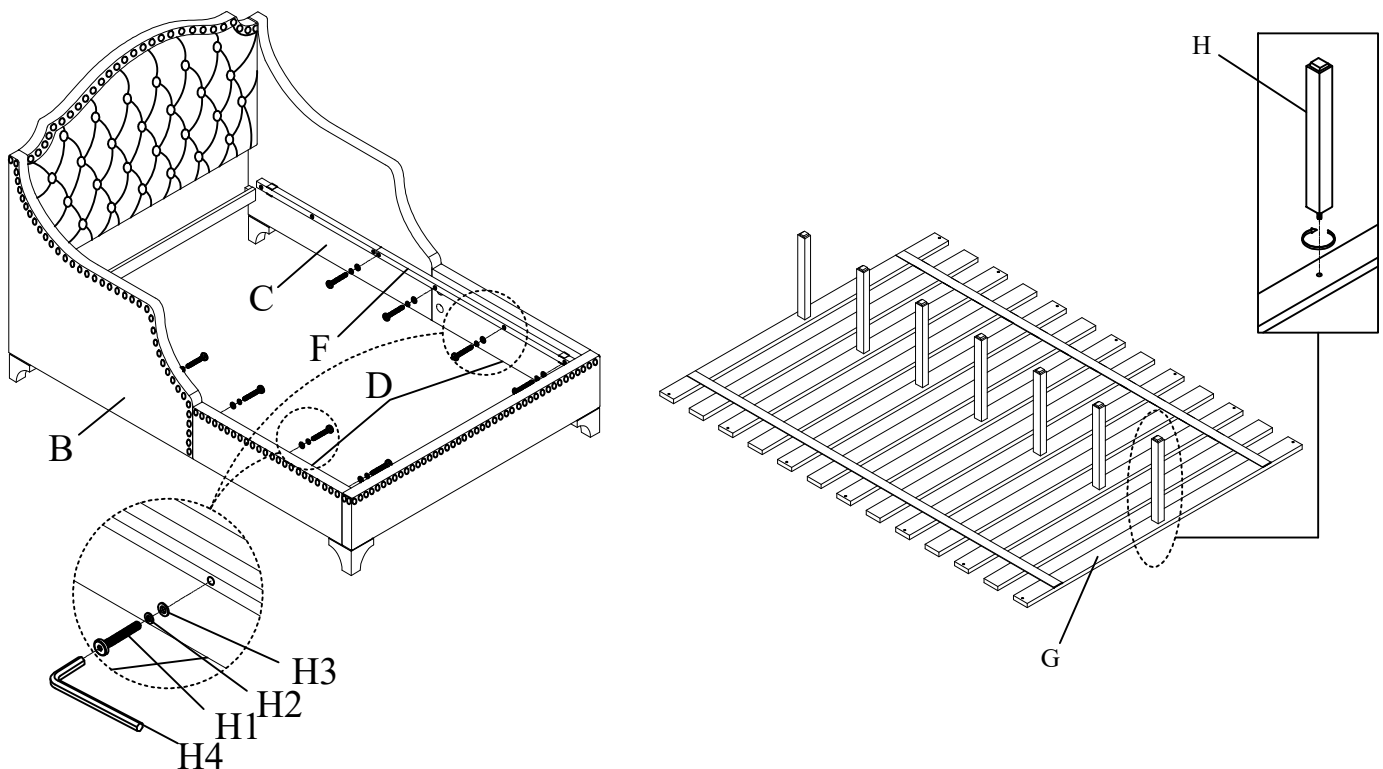
STEP 2 ( x1)



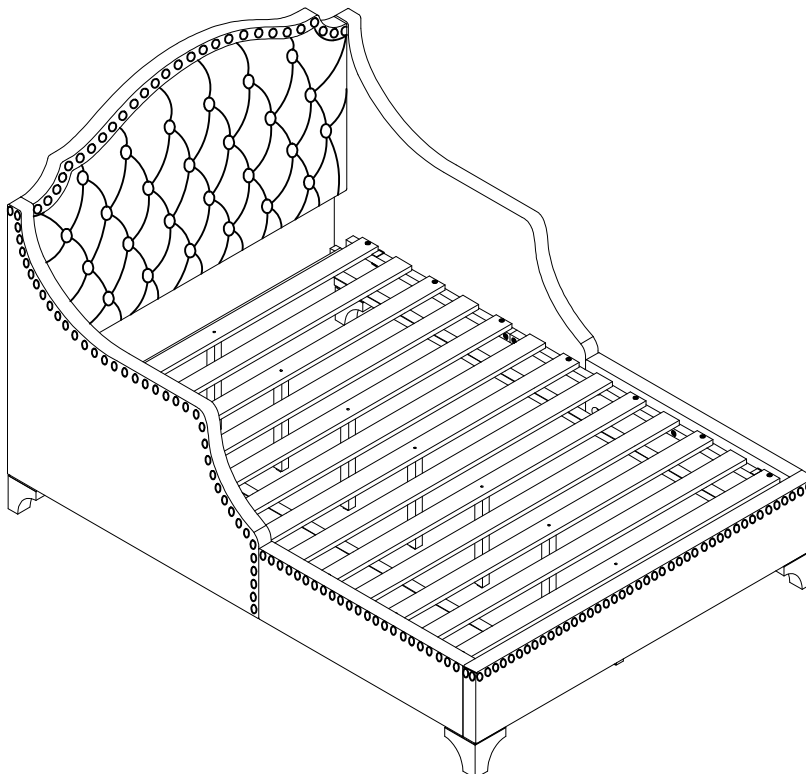
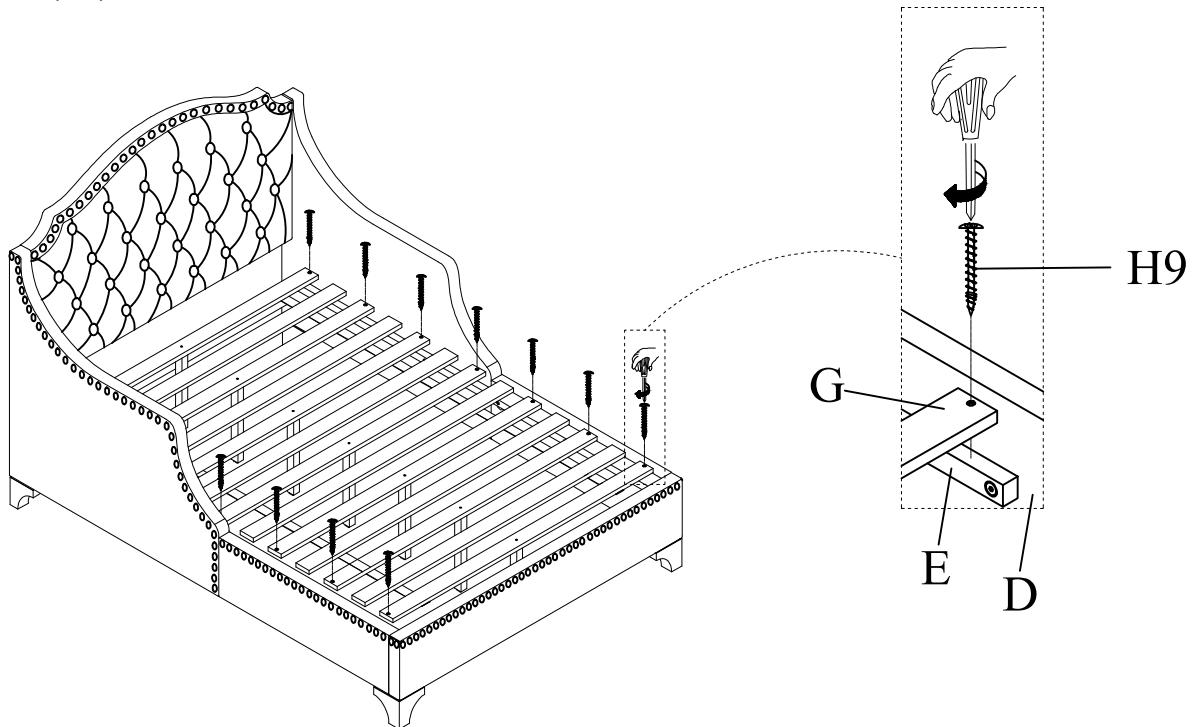
**STEP 3 ( x1)**



**STEP 4 ( x1)**



STEP 5 ( x1)



ASSEMBLY COMPLETED