



# Highline®

Elongated toilet bowl  
K-5297

## Features

- Elongated bowl offers added room and comfort
- Comfort Height® feature offers chair-height seating that makes sitting down and standing up easier for most adults
- Combines with a K-5308/-RA or K-5307/-RA tank to create a complete K-5298/-RA or K-5299/-RA Highline toilet
- 2-1/8" (54 mm) fully glazed trapway

## Installation

- Standard 12" (305 mm) rough-in
- Three-bolt quick-connect installation

## Recommended Products/Accessories

K-5308 Toilet tank, 1.0 gpf  
K-5308-RA Toilet tank, 1.0 gpf  
K-23726 Drain treatment



## Codes/Standards




ASME A112.19.2/CSA B45.1  
EPA WaterSense®

## KOHLER® Toilets and Seats Limited Warranty

See website for detailed warranty information.

## Available Colors/Finishes

*Color tiles intended for reference only.*

Color	Code	Description
	0	White
	96	Biscuit
	7	Black Black™

1-800-4KOHLER (1-800-456-4537)

Kohler Co. reserves the right to make revisions without notice to product specifications.

For the most current Specification Sheet, go to [www.kohler.com](http://www.kohler.com) USA or [www.kohler.ca](http://www.kohler.ca) Canada

2-14-2025 23:40 - US/CA

THE BOLD LOOK  
OF **KOHLER®**



**Highline®**  
Elongated toilet bowl  
**K-5297**

No image available.

This product is component and not intended to be a standalone installation.

**Technical Information**

All product dimensions are nominal.

Toilet type:	Floor-mount
Bowl shape:	Elongated
Flush type:	Gravity siphon jet
Trap passageway:	2-1/8" (54 mm)
Water surface size:	9-5/8" x 6-7/8" (244 mm x 175 mm)
Rim to water surface:	5-3/8" (137 mm)
Rough-in:	12" (305 mm)
Seat-mounting holes:	5-1/2" (140 mm)

**Notes**

Install this product according to the installation instructions.