



**AirComfort**

# DEEP SLEEP® QUEEN RAISED AIR MATTRESS

MODEL# 6105QRB

PRODUCT MANUAL - VERSION 5.21.01

FOR AGES:

**4+**

WEIGHT LIMIT:

**500** Lbs

TO BUILD:



WARRANTY:

**1 Year**



**HOW-TO**  
VIDEOS ONLINE



## CUSTOMER SERVICE

GQBrands.com • CustomerService@GQBrands.com • 1-866-498-5269 • 4401 Samuell Blvd, Ste 150, Mesquite, TX 75149



# CUSTOMER SERVICE INFORMATION

## Thank you for purchasing: **DEEP SLEEP QUEEN RAISED AIR MATTRESS**

MODEL# 6105QRB

**If you have an issue with your item, do not return. Please report items that are damaged or missing parts to the manufacturer GQ Brands within three days of delivery. Contact customer service at [customerservice@gqbrands.com](mailto:customerservice@gqbrands.com) to open a ticket.**

At GQ Brands®, we want all of our customers to be completely satisfied with their purchase. Take time to review the contents of the product you have just received to make sure that all of the parts are included. If you find that any parts are missing or damaged, we will provide replacement parts at no charge within 30 days of purchase.

**Please Note:** In the interest of better quality and value, we are constantly improving and updating our product information. Most up to date manuals, warnings and product information can be found at:  
<https://www.globalqualitybrands.com/warnings>

To register your product please visit:  
[www.globalqualitybrands.com/product-registration](http://www.globalqualitybrands.com/product-registration)  
or Scan code



To order these parts, or if you have any other questions or concerns about this GQ Brands product, please contact us at

PureFun.Net  
GQ Brands®  
Phone: 1-866-498-5269  
Email: [CustomerService@GQBrands.com](mailto:CustomerService@GQBrands.com)  
4401 Samuell Blvd, Ste 150, Mesquite, TX 75149

Please be sure to include the following information when you contact Customer Service:

YOUR NAME: \_\_\_\_\_

YOUR MAILING ADDRESS: \_\_\_\_\_

YOUR EMAIL ADDRESS: \_\_\_\_\_

PRODUCT NAME: \_\_\_\_\_

PRODUCT MODEL#: \_\_\_\_\_

PART NUMBER \_\_\_\_\_

RETAILER WHERE PURCHASED: \_\_\_\_\_

DATE OF PURCHASE: \_\_\_\_\_

ORDER NUMBER: (If Available) \_\_\_\_\_

PO NUMBER ON BOX: (If Available) \_\_\_\_\_

QUANTITY NEEDED: \_\_\_\_\_

SERIAL NUMBER: \_\_\_\_\_

## LIMITED WARRANTY

Global Quality Brands® warrants this product to be free from defects in workmanship and materials under normal use and conditions for a period of **1 YEAR FROM THE DATE OF ORIGINAL PURCHASE**. This Limited Warranty is not transferable and is available only for the original purchaser of the Product. The Company's obligation under this warranty is limited to replacing or repairing the Product, at the discretion of the company.

All warranty coverage extends only to the original retail purchaser from the date of purchase. GQ Brands obligation under this warranty is limited to replacing or repairing, at Global Quality Brands® option. All products for which a warranty claim is made must be received by Global Quality Brands® and accompanied by sufficient proof of purchase (photocopy of the original store receipt, indicating the date of purchase). All freight and handling fees are the responsibility of the consumer to pay, both to and from Global Quality Brands®. All warranty claims must be pre-authorized by Global Quality Brands® pre-authorization can be obtained by calling 866-498-5269.

This warranty does not cover ordinary wear and tear, weathering, failure to follow directions, improper installation, improper maintenance, or acts of nature, (such as damage caused by wind, lightning, snow, water, or ice) weather damage, damage caused by unauthorized repair work or damage caused by improper use of the products are not covered by the product warranty. No other warranty beyond that specifically set forth above is authorized by GQ Brands®.

GLOBAL QUALITY BRANDS® IS NOT RESPONSIBLE OR LIABLE FOR INDIRECT, SPECIAL OR CONSEQUENTIAL DAMAGES ARISING OUT OF OR IN CONNECTION WITH THE USE OR PERFORMANCE OF THE PRODUCT OR OTHER DAMAGES WITH RESPECT TO ANY ECONOMIC LOSS, LOSS OF PROPERTY, LOSS OF REVENUE OR PROFITS, LOSS OF ENJOYMENT OR USE, COST OF REMOVAL, INSTALLATION OR OTHER CONSEQUENTIAL DAMAGES. SOME STATES DO NOT ALLOW THE EXCLUSION OR LIMITATION OF INCIDENTAL OR CONSEQUENTIAL DAMAGES. ACCORDINGLY, THE ABOVE LIMITATION MAY NOT APPLY TO YOU.

THE WARRANTY EXTENDED HEREUNDER IS IN LIEU OF ALL OTHER WARRANTIES AND GLOBAL QUALITY BRANDS®, SPECIFICALLY DISCLAIMS ANY IMPLIED WARRANTY OF MERCHANTABILITY OR FITNESS FOR A PARTICULAR PURPOSE IS LIMITED IN ITS SCOPE AND DURATION TO THE TERMS SET FORTH HEREIN. SOME STATES DO NOT ALLOW LIMITATION ON HOW LONG AN IMPLIED WARRANTY LASTS. ACCORDINGLY, THE ABOVE LIMITATION MAY NOT APPLY TO YOU. THIS WARRANTY GIVES YOU SPECIFIC LEGAL RIGHTS. YOU MAY ALSO HAVE OTHER RIGHTS, WHICH VARY FROM STATE TO STATE.

WHILE EVERY ATTEMPT IS MADE TO ENSURE THE HIGHEST DEGREE OF PROTECTION IN ALL EQUIPMENT, WE CANNOT GUARANTEE FREEDOM OF INJURY. THE USER ASSUMES ALL RISK OF INJURY DUE TO USE OR INSTALLATION. ALL MERCHANDISE IS SOLD ON THIS CONDITION, WHICH NO REPRESENTATIVE OF GQBRANDS® CAN WAIVE OR CHANGE.



# WARNINGS

---



## **IMPORTANT MESSAGE**



---

Please read all of the warnings and directions below prior to assembly. This air mattress comes equipped with warnings and instructions for the assembly, care, maintenance and use of the mattress. This information must be read by all supervisors and users before any person is allowed to use the air mattress.

**ADULT ASSEMBLY REQUIRED**  
**CHOKING HAZARD - Small Parts**  
**NOT for children under 3 years of age.**

### **WARNING:**

While every attempt is made to ensure the highest degree of protection in all equipment, we cannot guarantee freedom from injury. The user assumes all risks of injury due to use and installation. All merchandise is sold on this condition, which no representative of the company can waive or change.

 <b>WARNING</b>	
 0-15 Months	<b>RISK OF SUFFOCATION:</b> INFANTS HAVE SUFFOCATED ON INFLATABLE MATTRESSES. NEVER PLACE AN INFANT 15 MONTHS AND YOUNGER TO SLEEP ON INFLATABLE MATTRESS. WHEN USED BY CHILDREN OVER 15 MONTHS OLD: PROVIDE AT LEAST A SHOULDER WIDTH SPACE BETWEEN MATTRESS AND WALLS, DRESSERS OR OTHER VERTICAL OBJECTS TO AVOID ENTRAPMENT. ALWAYS KEEP MATTRESS FULLY INFLATED WHEN IN USE.

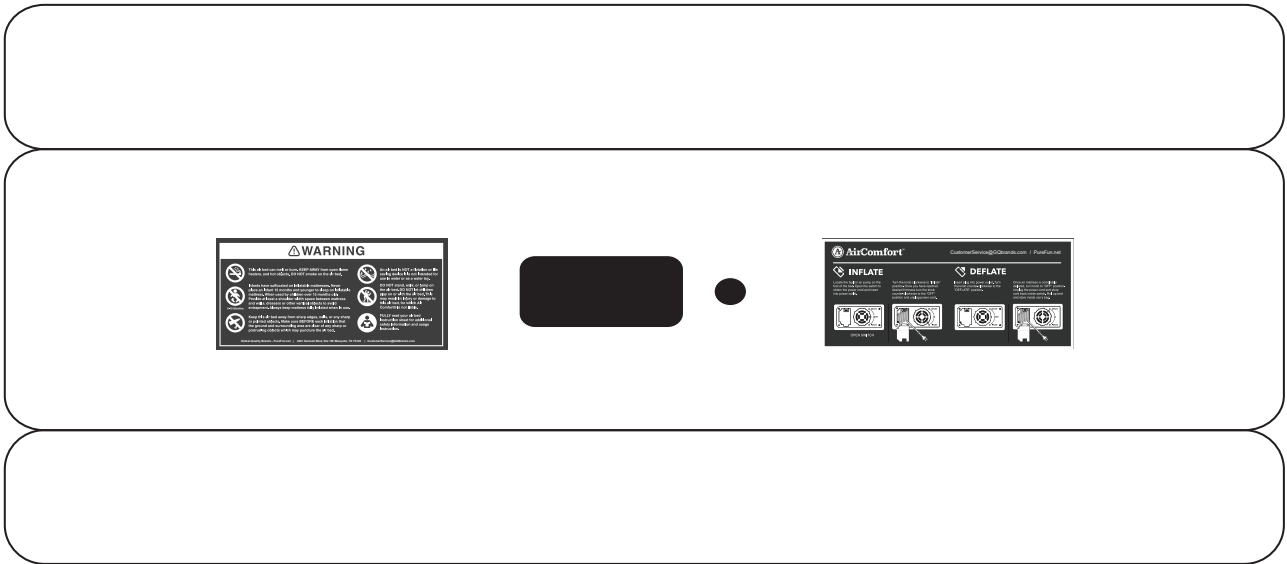
 <b>WARNING</b>
<b>CHOKING HAZARD</b> Small parts not for children under 3 years.

### **PROPOSITION 65**

THIS PRODUCT CAN POSSIBLY EXPOSE YOU TO CHEMICALS INCLUDING DI(2-ETHYLHEXYL) PHTHALATE (DEHP), WHICH IS KNOWN TO THE STATE OF CALIFORNIA TO CAUSE CANCER AND BIRTH DEFECTS OR OTHER REPRODUCTIVE HARM. FOR MORE INFORMATION GO TO [WWW.P65WARNINGS.CA.GOV](http://WWW.P65WARNINGS.CA.GOV).

# ⚠ WARNING LABEL LOCATIONS

---



The labels shown on this page have been attached to the mattress in the indicated location

Note: The labels are not shown actual size.



# WARNINGS & SAFETY INFORMATION

Please read these warnings and the information in this manual in its entirety.

Failure to comply with the following instructions may increase the risk of serious injury and/or death:

## BEFORE USING THE AIR MATTRESS:

- Inflate your air mattress for several hours to allow the material to stretch naturally. The material will stretch the most after the first time you inflate it.
- As the material stretches, you may need to add more air for firmness. Your air mattress is not leaking, it is the material stretching.
- Add air daily at first and less after a few days to maintain desired firmness.

## ! WARNING/ADVERTENCIA

- This air mattress is only to be used for its intended use as described in this manual.
- DO NOT over or under inflate the air mattress
- CAUTION: After inflation, a change to hot weather will cause air to expand. You must release air to prevent airbed from deflating due to overpressure
- A change to cold weather will cause air to contract. You may need to add air to maintain firmness
- DO NOT use the pump in or around water to avoid the risk of fire, burns, injury and shock
- If pump power cord is damaged it must be replaced immediately in order to avoid a hazard
- DO NOT block the air openings while the device is in operation.
- Always keep air openings free of lint, hair, and other small objects. Never drop or insert objects into any of the openings.
- DO NOT attempt to disassemble, repair or service the air pump
- DO NOT exceed the Maximum Weight: 500Lbs Total
- Fill with cold air only. Never use a hair dryer to inflate
- Adult supervision is needed to avoid injury during inflation, deflation and maintenance.
- Avoid using in extreme temperatures.
- Inflate bed fully. Partially inflated mattresses can cause suffocation.
- Keep away from sharp edges, nails, or any sharp pointed objects
- Keep away from open flame and heaters.
- DO NOT smoke near the air mattress or pump
- This is not a life saving device. DO NOT use as a flotation or as a water toy
- This bed is not designed for use by children under 3 years of age or any persons with limited mobility as they could suffer serious or fatal injury through suffocation, falling from or rolling off the bed or becoming trapped
- Young children under 15 months old can suffocate, especially in the case of unexpected deflation.
- Never leave a child unattended or sleep on same mattress as a young child
- DO NOT stand or jump on the air mattress
- Do NOT keep the air mattress on a heated surface
- DO NOT use the air mattress to support video equipment such as televisions or computer monitors.
- DO NOT use near people using or wearing medical devices.
- DO NOT twist or bend the mattress
- Keep mattress on level ground
- Keep Fitted Sheet cover on air mattress while in use.
- Product is for indoor use only. Do not use outdoors. For household / residential use only

## General Care and Maintenance Instructions



Do not let product come in contact with tools, pets, or sharp objects that may puncture material.



Do not smoke while using. Keep away from open flames, hot surfaces or heaters



Clean product with a damp cloth with mild soap and water only. Do not use strong chemicals or other compounds,



Never unfold or inflate the product in cold temperatures. Allow to air dry completely before storing away. Always keep the pump away from water and damp surfaces as humidity will deteriorate the product

**CAUTION: This device is operated with an electrical air pump. The pump does not contain parts that can be repaired or serviced. Opening the pump casing may expose to the risk of electric shock. If you have any issues with the electrical pump upon arrival, please contact our helpful customer service team immediately.**

- DO NOT open the air pump casing for any reason.
- DO NOT use on surfaces where heat may cause a problem.
- DO NOT operate the pump in enclosed spaces that are not well-ventilated. Always ensure there is at least 2 ft. of clearance from any wall or object while the pump is in operation
- DO NOT operate the pump in the presence of
- explosive and/or flammable fumes.
- DO NOT place any part of the pump or cord in or under water or other liquid.
- Pump is not intended for continuous use. Pump may stop working or overheat if it is used for extended periods of time. Do not use pump continuously for more than 4 minutes

SAVE THESE INSTRUCTIONS

# ASSEMBLY INSTRUCTIONS

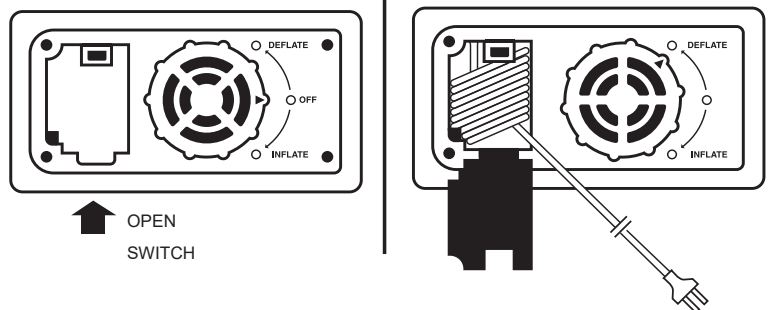
Youtube assembly Video:

<https://www.youtube.com/watch?v=l6dQz5ewkSE>

## SETTING UP / STORING AWAY

### INFLATING:

1. Check your surroundings for any sharp objects on the ground/floor that may cause damage to the bed (nails, screws, sharp rocks, etc.)
2. Remove the air mattress from its packaging, Unfold and lay it flat on the floor.
3. Ensure the pump is in the "OFF" position.
4. Open the power cord compartment and connect the pump cord to an electrical outlet.
5. Make sure the air inlet vents are clear of any obstructions.
6. Turn the control dial clockwise to the "INFLATE" position as shown.
7. When the air mattress reaches the desired firmness rotate the control dial back to the "OFF" position as shown.
8. Adjust the firmness by either continuing to inflate the air mattress or turn the control dial to "Deflate" to let some air out.
9. Unplug the power cord and store it in the power cord compartment.
10. DO NOT OVERINFLATE. INFLATE UNTIL THE WRINKLES ARE ALMOST GONE, AND THE MATTRESS IS FIRM.



### DEFLATING/STORAGE:

1. Plug in the power cord and turn the control dial counterclockwise to "Deflate" the air mattress
2. Allow the air mattress to completely deflate.
3. Unplug the power cord and place it back into the storage compartment.
4. Make sure the mattress is clean and dry.
5. Lay mattress felt-side up and fold the mattress into thirds, then roll up the mattress to release any remaining air.
6. Place the airbed inside the storage bag and store in a dry, cool storage location.

### Proper inflation of the air mattress:

- The ambient temperatures of air have an effect on the airbed internal pressure. At low ambient temperature the air will contract within the airbed and the airbed will feel softer: add air as necessary.
- At high ambient temperature the air within the airbed will expand significantly and the airbed will become hard and may burst: release air to avoid damage to the airbed or to soften the feel.
- Do not expose the airbed to extreme temperatures (hotor cold).
- Stretching is a natural characteristic of new vinyl. During initial use, the airbed may become soft and require additional inflation to maintain desired firmness. This is normal for the first few days of use.
- Dimensions shown are approximate and will vary due to the vinyl temperature and the air temperature.
- In no event shall Air Comfort, their authorized agents or employees be liable for damages (such as pin holes) to the airbed caused by negligence, ordinary wear and tear, abuse and carelessness, or external forces.

# FREQUENTLY ASKED QUESTIONS

---

Question: "Something was missing from the packaging," or "My item is not inflating, What should I do?"

Answer: Contact customer service. You must have your proof of purchase and/or order confirmation available to be considered for warranty replacement. You must report missing pieces within 30 days from the date of purchase.

Question: "How should I clean my air bed?"

Answer: you should clean this bed with a solution of warm water and non-corrosive and/or non-abrasive soap or alcohol. Dampen a rag with this solution and wipe down then wipe with dry cloth and make sure it is completely dry before storing away.

## CARE & MAINTENANCE

---

- Before you blow up your mattress, make sure you set your air mattress somewhere that's free of potential damaging hazards like shoes, toys or other sharp objects.
- Before each use of this product, inspect the air mattress for any damage.
- Do not allow pets on air mattresses. Even if your family pets are used to sleeping on beds or resting on furniture, they should be kept away from air mattresses. Any animal with sharp claws can puncture holes in the air mattress that are difficult to repair. Animals also have the tendency to push off or jump off of furniture, which can stress the seams of the mattress.
- When temporarily using the mattress try to keep inflated. Constantly deflating and re-inflating your air mattress puts unnecessary tension on the seams. If you are blowing up the mattress for a house guest who is staying for several days, leave the mattress inflated over the course of the stay instead of inflating and deflating it daily.

### Cleaning your Air Mattress

- For the Top, use a soft brush, a broom, or even a handheld vacuum to remove any debris, pet hair or dirt on top of mattress. Vacuuming is ideal for mattresses with a flocked top.
- For the sides or your mattress, use a damp rag to wipe down. Water or alcohol is usually strong enough to remove dirt. Be sure to let the material dry completely before you put it back in the box or bag to store. Harsher chemicals will degrade the material and should be avoided.

## Thank You Coupon!

As a way of saying thank you for purchasing one of our products, here is a 10% OFF coupon for your next purchase at

**[www.PureFun.net](http://www.PureFun.net)**

Use Code: GQBRANDS10 at Checkout