

Features

- For use with a handshower and hose (sold separately).
- Coordinates with Awaken showerheads, handshowers and showering accessories.
- Easy installation using slip fit connection.
- Includes check valve.

Material

- Metal construction.
- KOHLER finishes resist corrosion and tarnishing.

Installation

- Wall-mount

Components

Additional included component/s: supply adapter kit (1218069).



Codes/Standards




ASME A112.18.1/CSA B125.1
ASSE 1014

KOHLER® Faucet Lifetime Limited Warranty

See website for detailed warranty information.

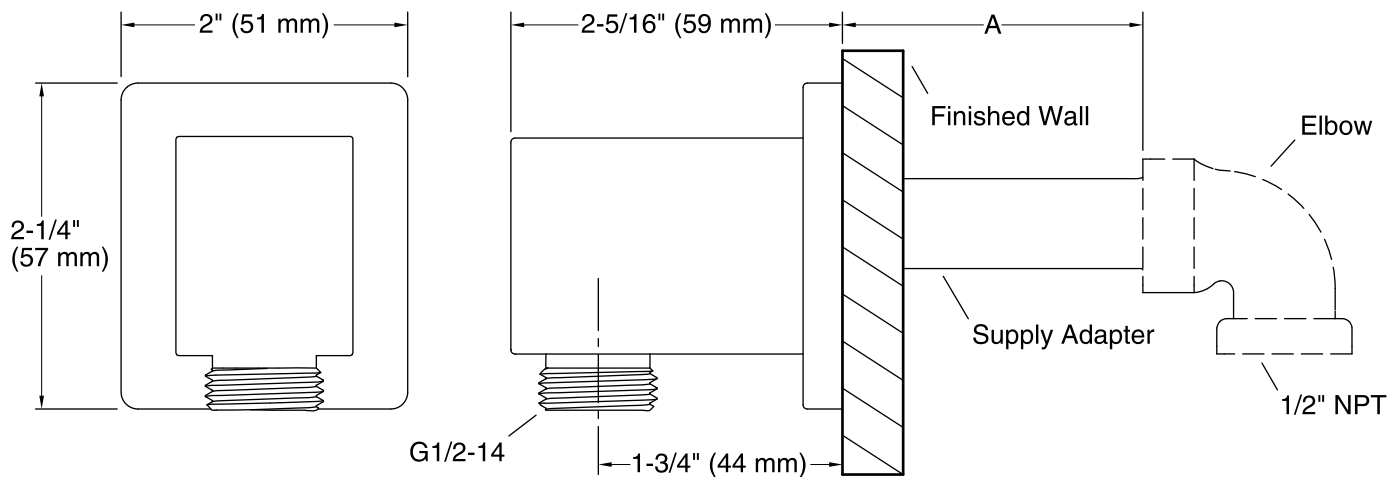
Available Color/Finishes

Color tiles intended for reference only.

Color	Code	Description
	CP	Polished Chrome
	BN	Vibrant® Brushed Nickel
	2BZ	Oil-Rubbed Bronze

Supply Adapter	A
1218069 (included)	1-13/16" – 2-5/16" (46 mm – 59 mm)
1229031*	0 – 1/2" (0 – 13 mm)
1247986*	5/16" – 13/16" (8 mm – 21 mm)
1247985*	13/16" – 1-5/16" (21 mm – 33 mm)
1247984*	1-5/16" – 1-13/16" (33 mm – 46 mm)
1218070*	2-5/16" – 2-13/16" (59 mm – 71 mm)
1218071*	2-13/16" – 3-5/16" (71 mm – 84 mm)

*Sold Separately



Technical Information

All product dimensions are nominal.

Notes

Install this product according to the installation guide.

If dimension "A" is between 1-13/16" (46 mm) and 2-5/16" (59 mm) use the included supply adapter. For the other dimensions, order the appropriate supply adapter.