

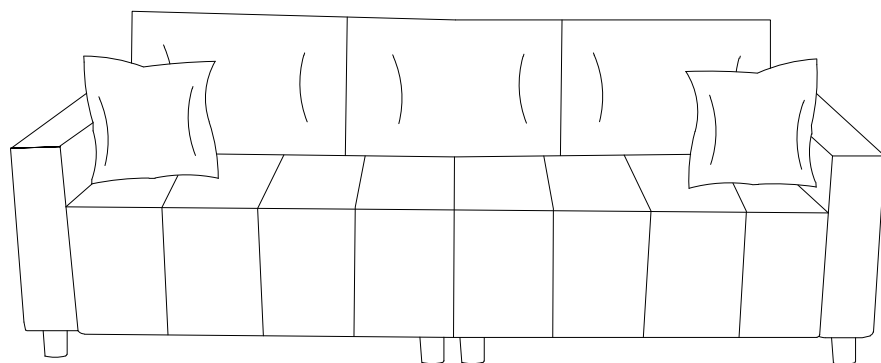
Assembly Instructions

Friendly Reminder:

1.This sofa is packed in 3 boxes. Please assemble it After all boxes are received.

2.As the cushions are all vacuum compressed,there will be some wrinkles.Please give your cushions up to 72 hours to reach its original size and the wrinkles will basically disappear.

3.Please do not open the compressed packags until your sofa frame is completely assembled.



Return & Warranty policy:

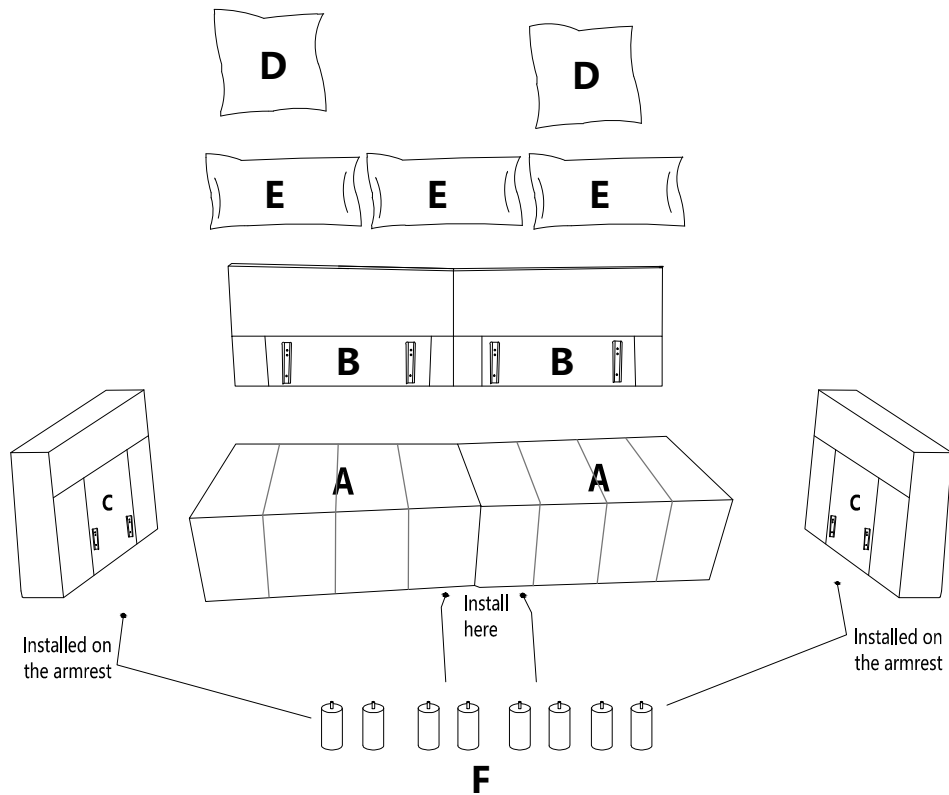
--We strive to offer the highest quality products,and we also try our best to satisfy each and every customer that orders from us with replacement parts or service as needed.
--If the item is damaged or defective,please take photos as evidence for replacements and refunds.
--Please do not return to store,contact the seller if you have any troubles with this product.

PARTS LIST

NO	DESCRIPTION	SKETCH	QTY	REMARKS
A	Seat frame		2	Carton A*1 Carton B*1
B	Back cushion		2	Carton A*1 Carton B*1
C	Armrest		2	Carton A*1 Carton B*1
D	Pillow		2	Carton A*1 Carton B*1
E	Backrest pillow		3	Carton A*2 Carton B*1
F	Sofa legs		8	Carton A*4 Carton B*4

ASSEMBLY INSTRUCTION

All parts and hardware.



3/6

DIAGRAM 1 : Take out Back cushion and Arm Pillow.

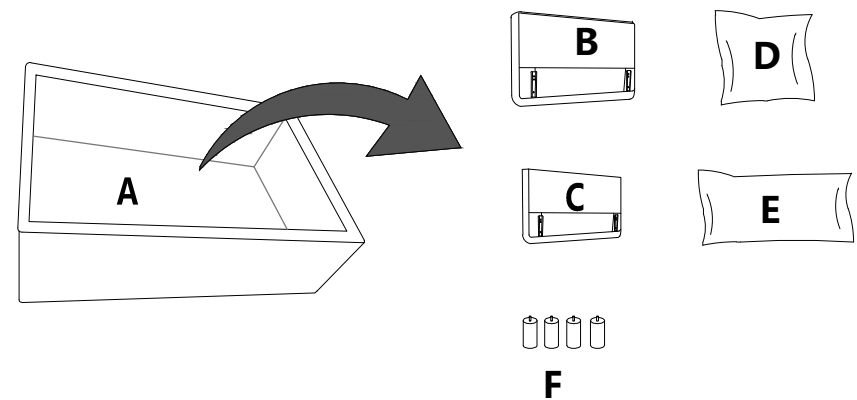
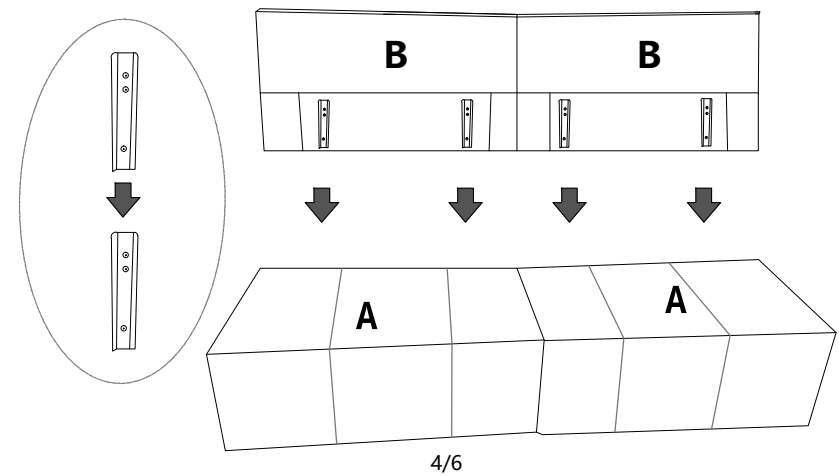


DIAGRAM 2 : Assembled back.



4/6

DIAGRAM 3 : Assemble the Armrest

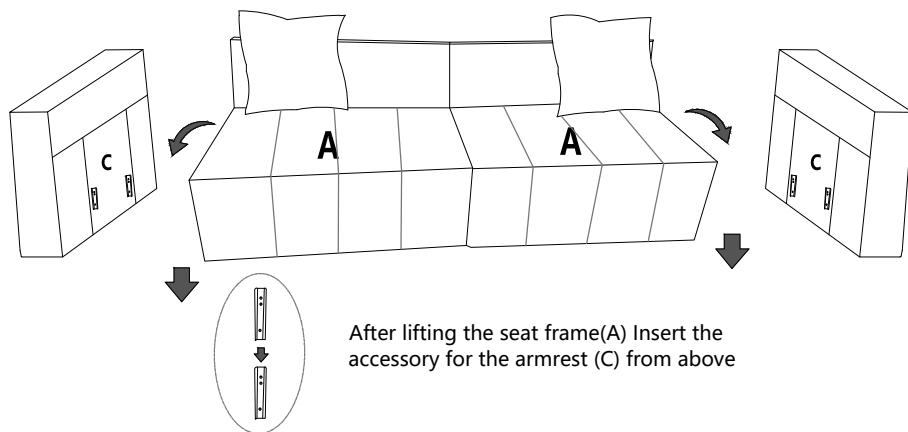
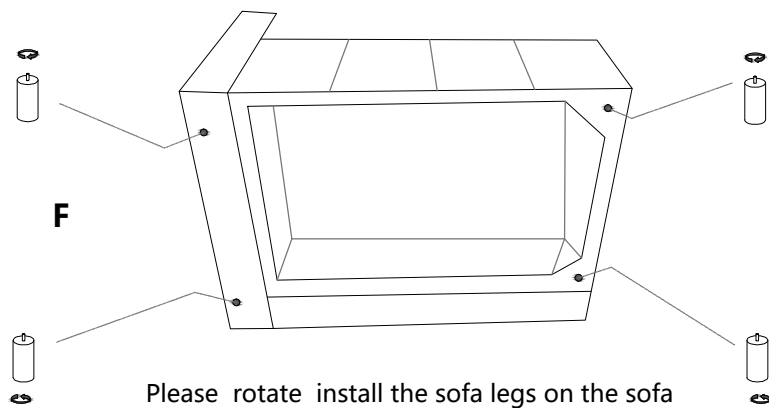
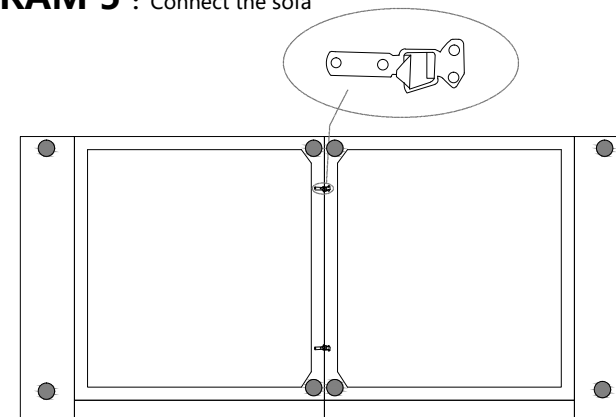


DIAGRAM 4 : Assemble the Leg.

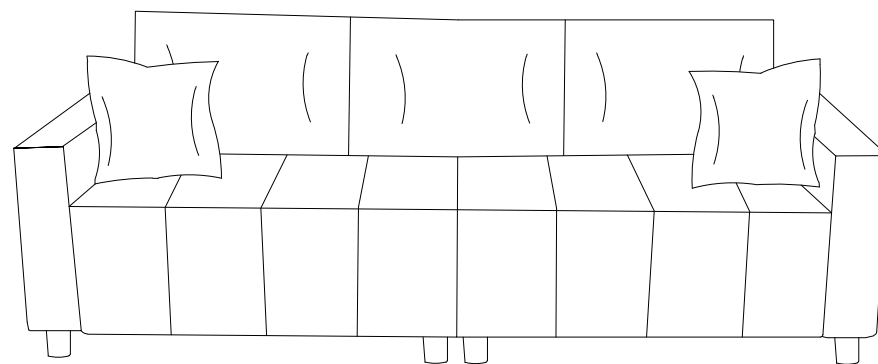


5/6

DIAGRAM 5 : Connect the sofa



Thank you for patiently reading it.
Have a pleasant time using it !



6/6