

eco-minder™ digital fade dimmer

NEW



- tap on to favorite light level; tap off
- tap twice for full on
- touch rocker to adjust light level
- shows you when you're saving
- LED turns from red to green when you're saving at least 15% energy

incandescent/halogen*

single pole/multi-location 600W

MA-600I-

* minimum load is 40 W/VA

companion dimmers



- **for use with multi-location dimmers only**
- use up to nine companion dimmers with only one Maestro® multi-location dimmer
- provides true multi-location dimming from each location
- no derating if ganged
- use standard single-pole and 3-way wiring

companion dimmer 120V

MA-R-

MSC-AD-

companion dimmer 277V

MA-R-277-

MSC-AD-277-

dual dimmers (two loads)



dimmers (top/bottom)

- replacement for stacked switches
- tap on to favorite light level; tap off
- tap twice for full on
- touch rocker to adjust light level
- single location only

incandescent/halogen†

single pole 300W light (top) (incandescent/halogen)
300W light (bottom) (incandescent/halogen)

NEW

MA-L3L3-

† minimum load is 40 W

dual dimmer/switch (two loads)



dimmer† (top)

- replacement for stacked switches
- tap on to favorite light level; tap off
- tap twice for full on
- touch rocker to adjust light level

switch (bottom)

- tap switch on/off
- single location only

single pole 300W light (top) (incandescent/halogen)
2.5A switch (bottom) lighting load and/or general purpose fan(s)




MA-L3S25-

See page 53 for available colors.

To order, add color suffix to model number.

Example: **MA-600I- WH**

colors & finishes key

-  available in gloss finish
-  available in satin finish
-  available in all gloss and satin finishes



Shown actual size: Maestro® preset digital fade dimmer and 1-gang Satin Colors® wallplate in biscuit (BI)

MAESTRO® digital fade dimmers

product family features

- true multi-location dimming from each location
- tap on to favorite level; tap off; tap twice for full on
- touch rocker to adjust light level
- LEDs indicate light level and glow softly in the dark as a locator light
- delayed off provides light as you exit the room
- line frequency compensation maintains stable light
- coordinating Claro® and Satin Colors® wallplates available separately (including stainless steel)
- programming allows customized functions (application note #124 available at www.lutron.com/applicationnotes)
- eco-dim® model available

available models

source type

- incandescent/halogen lighting
- magnetic low-voltage lighting
- electronic low-voltage lighting
- fluorescent lighting
- LED lighting
- quiet 7-speed fan controls
- quiet 7-speed fan/light controls
- exhaust fans (countdown timer only)

control locations

- single pole (one location)
- multi-location dimming (up to ten locations)

available colors (see pages 12-13 for color swatches)

colors (gloss finish)

WH white	GR gray
IV ivory	BR brown
AL almond	BL black
LA light almond	

colors (satin finish)

HT hot	ES eggshell
MR merlot	BI biscuit
PL plum	GS goldstone
TQ turquoise	DS desert stone
TC terracotta	ST stone
GB greenbriar	LS limestone
BG bluestone	SW snow
MS mocha stone	PD palladium
SG sea glass	MN midnight
TP taupe	SI sienna

colors & finishes key

- available in gloss finish
- available in satin finish
- available in all gloss and satin finishes

CAD file downloads available at www.lutron.com/cad

Questions on installation or selection?
Call Lutron® 24 hours/7 days a week at
1.800.523.9466 or visit www.lutron.com