

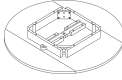
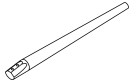


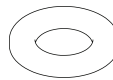

## CARE AND MAINTENANCE

Always use felt pads under all articles to prevent discoloration or softening of the lacquer. Plastic and rubber bases on items can discolor wood. Wipe up spill immediately and avoid common hazards such as hot dishes, harsh solvents and abrasives. Cleaning should be done with a soft lint free cotton cloth dampened with water or furniture polish. On highly used surfaces we recommend applying a quality paste wax which should be used on a regular basis to provide additional protection from scratches and spills. How often you apply the wax depends on how much wear the furniture receives.

## NOTICE

- \* Please make sure that you have all parts indicated before you begin assembly this item.
- \* This item should be assembled on a soft surface to prevent scratching the finish during assembly.
- \* This item may require periodic tightening.

### Part List and Hardware List

PIECE	DESCRIPTION	PICTURE	QUANTITY
A	Table Top		1x
B	Table Leg		4x
HW 1	Jcbb Bolt M8 x 0.5 x 70mm		8x
HW 2	Spring Washer 8mm		8x
HW 3	Flat Washer 8mm		8x
HW 4	Allen key		1x



Item Id : DTB1401

Product Dimensions : 35.43" (19.68") W x 35.43" D x 29.13" H



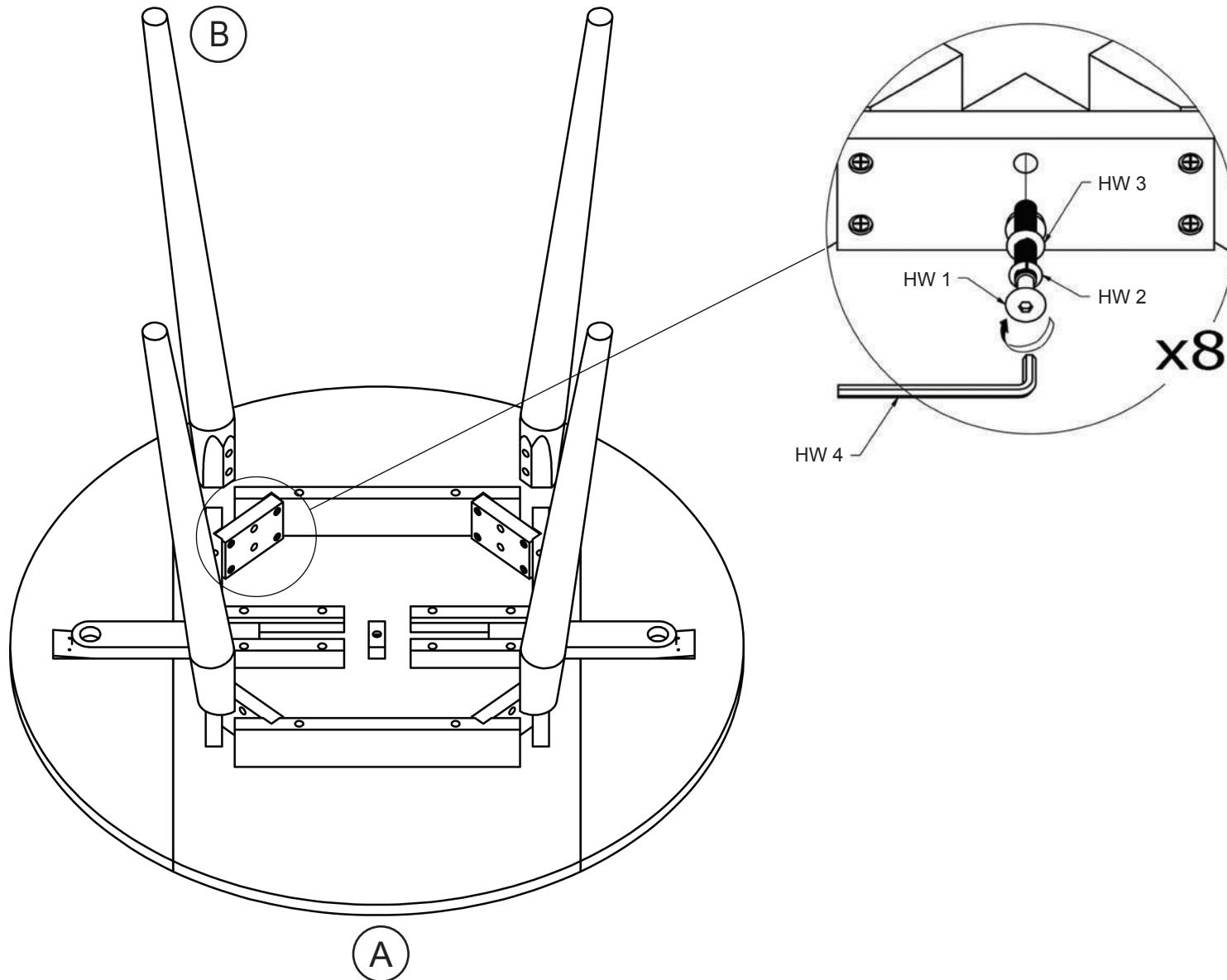
Weight Capacity : 248 lbs

# PREPARATION

Before beginning assembly of product, make sure all parts are present. Compare parts with package content list.

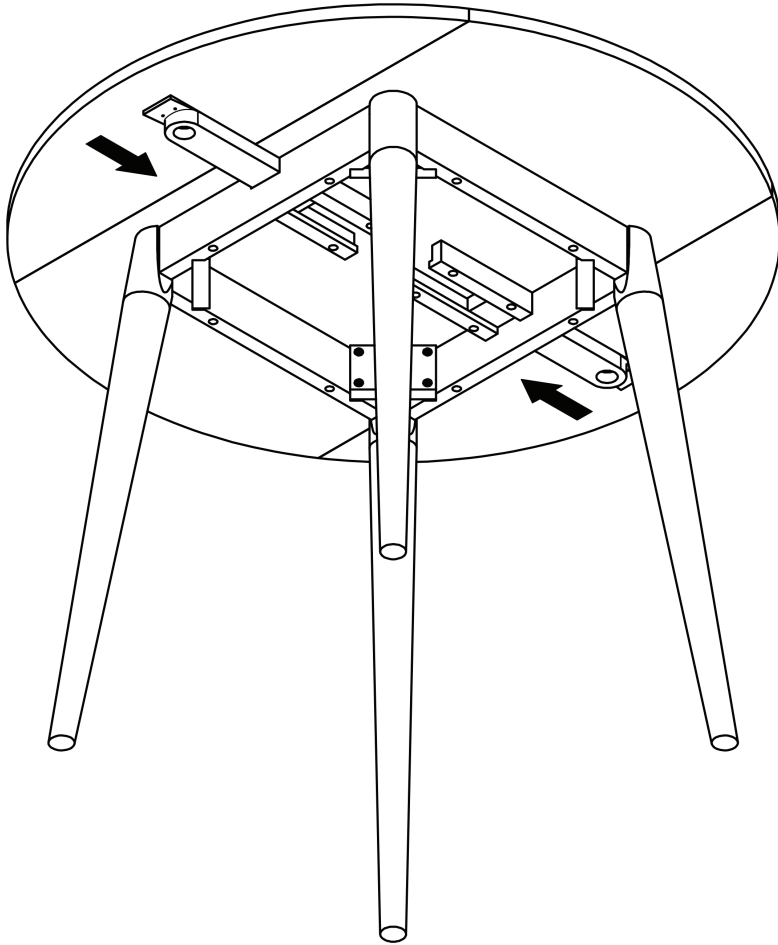
If any part is missing or damaged, do not attempt to assemble the product.

Estimated Assembly Time : 15 minutes.



## HOW TO USE

---



### STEP 1

Push the wood slider to the back.



### STEP 2

Drop down the table leaf.