

# **JSG Oceana Pebble Undermount/Drop-In Combination**

*Install as either an Undermount or Drop-In*

## **Undermount**



*Shown: Champagne Gold 007-307-100*

## **Drop-In**




*Shown: Champagne Gold 007-307-100*

### **Undermount Specs**

- Rim: Flat
- Design: Pebble Pattern
- Model: 007-307-xxx
- Drain Hole: 1 3/4"
- Height: 6"
- Depth: 5 1/2"
- Available in 5 lustrous colorations

### **Drop-In Specs**

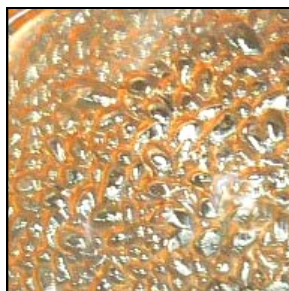
- Rim: Decorative
- Design: Pebble Pattern
- Model: 007-307-xxx
- Drain Hole: 1 3/4"
- Height: 6"
- Depth: 5 1/2"
- Available in 5 lustrous colorations




***Crystal***  
***007-307-000***



***Black Nickel***  
***007-307-022***



***Champagne Gold***  
***007-307-100***



***Crystal Reflections***  
***007-307-300***



***Sea Green***  
***007-307-200***

JSG Oceana Lustrous coloration samples are only representations of color. No two sinks are exactly alike.



Made in the U.S.A.

215 North 4<sup>th</sup> Street, Jeannette, PA 15644 ph:724.523.5567 fax:724.523.0123 [www.jsgoceana.com](http://www.jsgoceana.com)

# JSG Oceana Pebble Undermount/Drop-In Combination

*Install as either an Undermount or Drop-In*

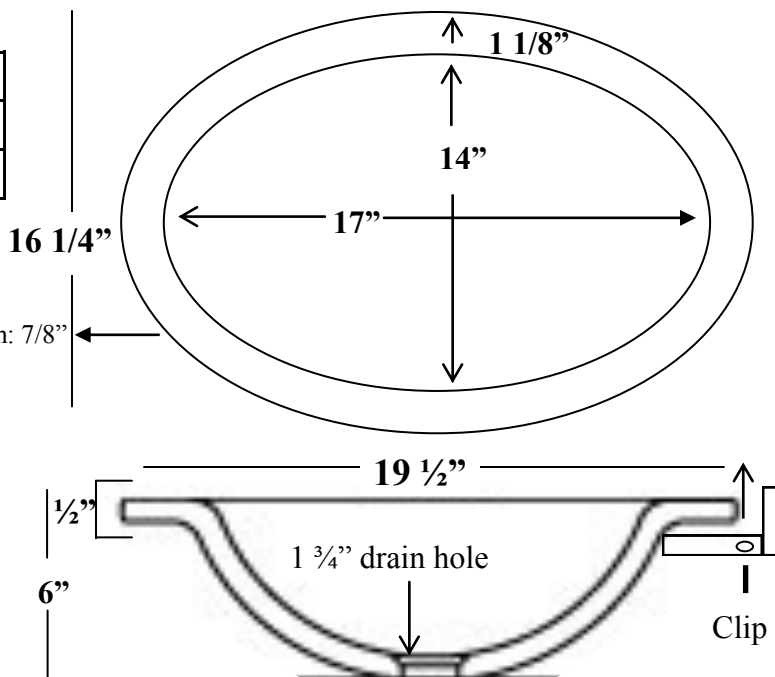
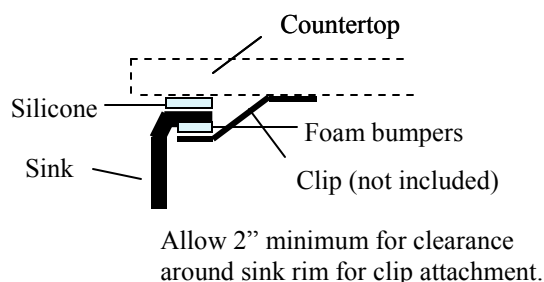
## UNDERMOUNT SINK MODEL #007-307-XXX

### Product Information & Diagram

Fixture*		basin area	water depth
Sink		17" W x 14" D	5 1/2"
Drain	1 3/4"		

\*Approximate measurements for comparison only.

Included Components: Cutout template



### Undermount Installation Instructions

Full installation instructions are included with the actual sink. Templates are supplied only as a guide. The physical use of the sink will assure a more accurate cutout.

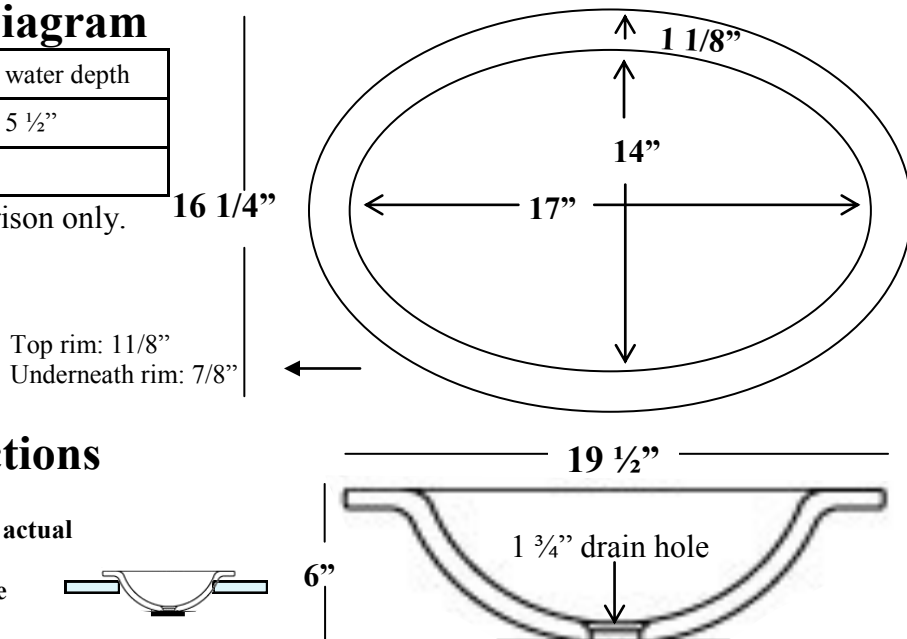
## DROP-IN SINK MODEL #007-307-XXX

### Product Information & Diagram

Fixture*		basin area	water depth
Sink		17" W x 14" D	5 1/2"
Drain	1 3/4"		

\*Approximate measurements for comparison only.

Included Components: Cutout template



### Drop-In Installation Instructions

Full installation instructions are included with the actual sink. Templates are supplied only as a guide. The physical use of the sink will assure a more accurate cutout.

**Before installing, inspect the sink for damage. Do not install a damaged unit. No returns accepted after installation, unless product is mechanically defected. Store the sink in the protective carton whenever possible.**



215 North 4<sup>th</sup> Street, Jeannette, PA 15644 ph:724.523.5567 fax:724.523.0123 www.jsgoceana.com

Made in the U.S.A.