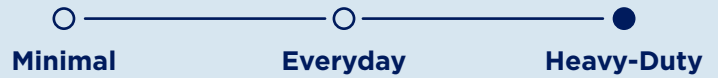




## SUITABLE COOKING STYLE &amp; FEATURES:

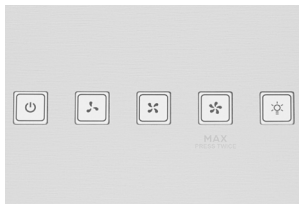


## WM-730

## CONTEMPORARY STYLE WALL MOUNT

SIZES: 30"

## PRODUCT DESCRIPTION



The WM-730 Wall Mount range hood features a stunning contemporary design with professional quality performance. The stainless steel finish is always in style and easy to match to any aesthetic as well as other kitchen appliances. The professional grade baffle filters have full-size handles, making it easy to remove them and place them into the dishwasher for simple, effective cleaning.

## WHAT'S INCLUDED

Dishwasher-Safe Baffle Filters (2), Lower Chimney Cover (1), Upper Chimney Cover (1), Chimney Bracket (2), Grease Tray (1), Top 6" Round Exhaust Adapter (1) and Flexible Aluminum Duct (1)

## OVERALL PRODUCT DIMENSIONS (WxDxH)

WM-730SS 30": 29 1/2" x 19 5/8" x 20 3/4" - 37 7/8"

## WARRANTY

2-Year Limited Warranty and Lifetime Warranty on Motor



## FEATURES &amp; BENEFITS:

## CONTEMPORARY STYLE TO TRANSFORM YOUR KITCHEN:

Complement any contemporary decor style while keeping your kitchen work area free from dirty grease, smoke and messy splatters. The pro-style baffle filters with full size handles match other appliances in your kitchen.

## POWERFUL SUCTION:

This highly efficient wall mount kitchen hood delivers high CFM suction for any cooking needs. Whip up family meals without the hassle of dirty fumes with Hauslane's Stove Hood Vent! Turbo mode available.

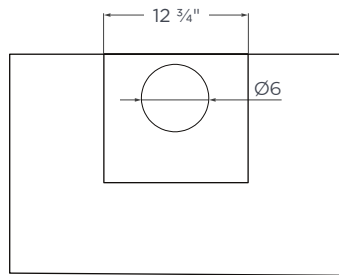
## LOW-NOISE OPERATION:

Our uniquely designed duct system and large motor are extremely effective in reducing airflow noises so you can have a conversation while cooking!

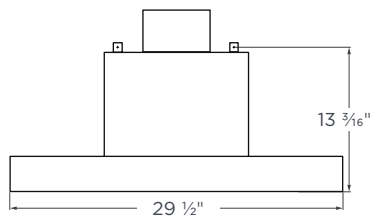
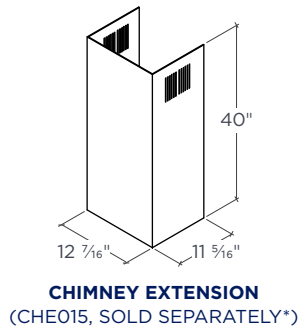
## EASILY CONVERT TO DUCTLESS:

This versatile cooker hood fits a 6" round duct and works in a ductless kitchen! Simply combine it with our effective charcoal filters (CFI010, sold separately). These filters trap grease particles from fumes and deodorize cooking smells.

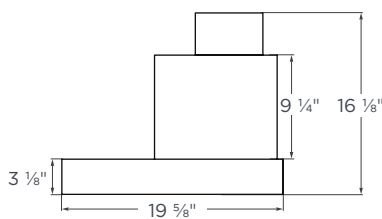
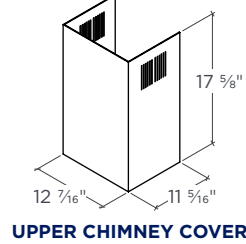
## TECHNICAL DRAWING



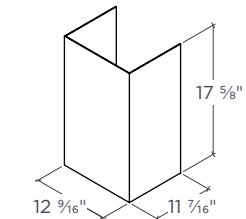
TOP VIEW



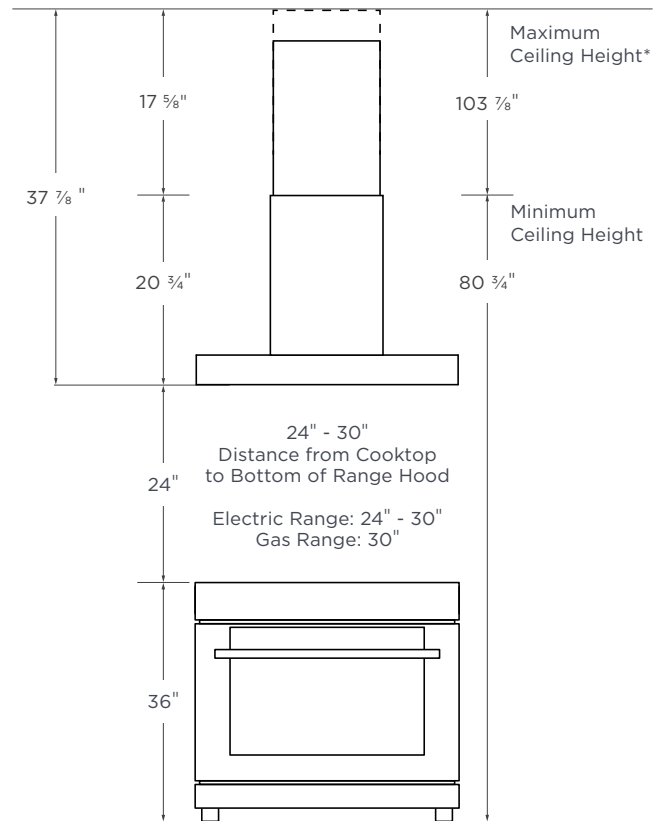
FRONT VIEW



SIDE VIEW



## CEILING HEIGHT GUIDE



\*This height range represents the standard maximum and minimum heights. Additional extension (CHE015) requires a separate purchase.

## SPECIFICATIONS

SIZE	30"
STYLE	Wall Mount
RECIRCULATING	Yes (Charcoal Filters Required)
CLEANING FUNCTION	N/A
NOISE LEVEL	2.0 to 7.0 Sones
LIGHT COLOR TEMP.	Warm / 3000 Kelvin
LUMENS	110
LIGHT BULB	3W LED (Integrated)
LIGHT INTENSITY	1 Level
DELAY FUNCTION	Yes
CONTROL	Touch Buttons
SPEED SELECTIONS	4 Levels
SPECIAL FEATURES	Low Noise Operation / Dishwasher-Safe Baffle Filters / Max Airflow Function

COOKING STYLE	Heavy-Duty
EQUIVALENT AIRFLOW	860 CFM
LABORATORY AIRFLOW	500 CFM
TOP VENTING	6" Round
REAR VENTING	N/A
MOTOR	Single
AMPERAGE	1.2
WATTAGE	144
VOLTAGE	120
CONNECTION	Plug-In
GROSS WEIGHT, LBS.	57
NET WEIGHT, LBS.	47.8
DIMENSIONS (WxDxH)	29 1/2" x 19 5/8" x 20 3/4" - 37 7/8"