



# Archer®

## Undermount bathroom sink

### K-2355

#### Features

- Classic rectangular basin.
- Overflow drain.
- No faucet holes; requires wall- or counter-mount faucet.
- Coordinates with other products in the Archer collection.

#### Material

- Vitreous china.

#### Installation

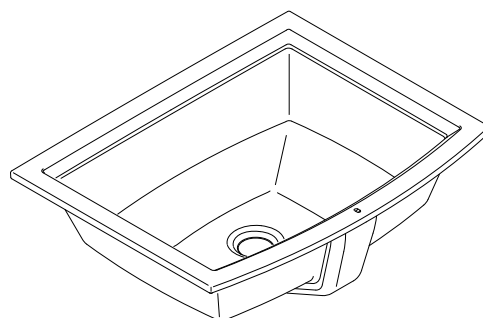
- Undermount.

#### Recommended Products/Accessories

K-8998 P-Trap  
K-23726 Drain treatment  
K-23725 Cast iron cleaner

#### Included Components

Additional Components:  
1193643



ADA

CSA B651

#### Codes/Standards

ASME A112.19.2/CSA B45.1

All applicable US Federal and State material regulations

ADA

ICC/ANSI A117.1







CSA B651

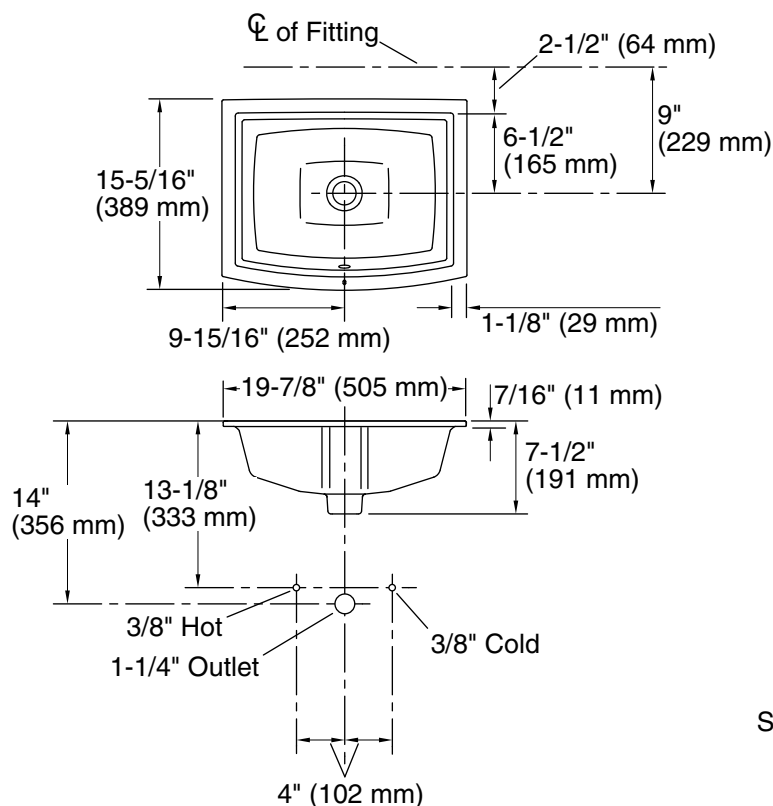
#### KOHLER® One-Year Limited Warranty

See website for detailed warranty information.

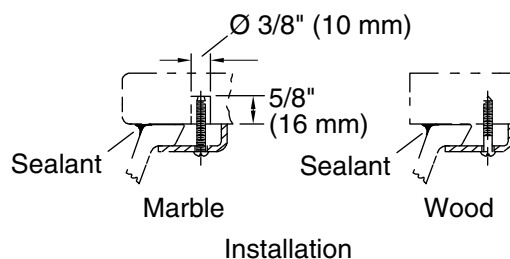
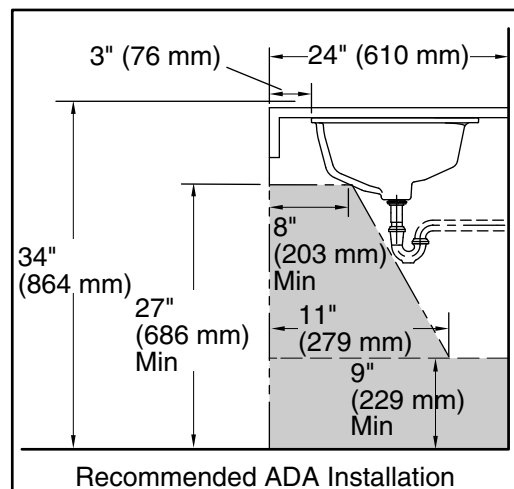
#### Available Colors/Finishes

*Color tiles intended for reference only.*

Color	Code	Description
	0	White
	96	Biscuit
	NY	Dune
	95	Ice™ Grey
	58	Thunder™ Grey
	7	Black Black™



Standard Installation



## Technical Information

All product dimensions are nominal.

Bowl configuration:	Single
Installation:	Undermount
Bowl area (Only):	Length: 17-5/8" (448 mm) Width: 13" (330 mm) With overflow: Yes Water depth: 3-3/4" (95 mm)
With overflow:	Yes
Drain hole:	1-3/4" (44 mm)
Template:	1224722-7, required, not included

## Notes

Install this product according to the installation instructions.

**NOTICE:** Countertop manufacturer or cutter must use the cut-out template provided with the product, or a current one provided by Kohler Co. (call 1-800-4-KOHLER). Kohler Co. is not responsible for cutout errors when the incorrect cut-out template is used.

ADA, CSA B651 compliant when installed to the specific requirements of these regulations.