

Features

- Self-closing mechanism offers superior performance and security against water leakage
- Vertical handle complements the contemporary style
- Ultra-low threshold creates easy entry and exit to the showering space
- CleanCoat®+ glass coating creates a hydrophobic barrier that repels water, soap scum, and residue, saving time and protecting shower doors 10 times longer than original CleanCoat. (Based on 2021 internal wear/abrasion testing using a microfiber cloth.)
- Tempered glass ensures enhanced safety and durability

Material

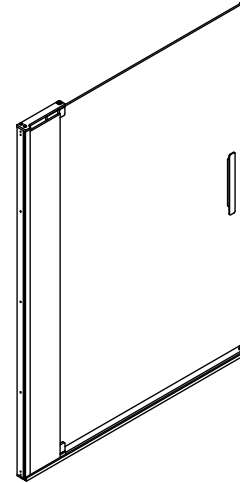
- Frameless, heavy 5/16" (8 mm) thick Frosted tempered glass

Technology

- Maximum width adjustability

Installation

- Out-of-plumb adjustability simplifies installation
- Door can be installed to open to the left or right to suit your bathroom layout
- Pivot shower door
- Not for use in hospitality
- For residential use only



Codes/Standards

ANSI Z97.1
CAN/CGSB-12.1
CPSC 16CFR 1201




KOHLER® Bath and Shower Doors Ten-Year Limited Warranty

See website for detailed warranty information.

Available Colors/Finishes

Color tiles intended for reference only.

Color	Code	Description
-------	------	-------------

	SHP	Bright Polished Silver
	ABZ	Anodized Dark Bronze
	BNK	Anodized Brushed Nickel

Available Glass Options

Code	Description
------	-------------

D3	Frosted
----	---------

