

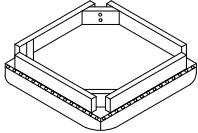
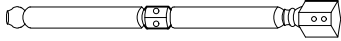
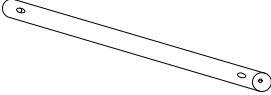
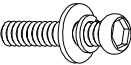


CARE AND MAINTENANCE

Wipe clean with a soft, dry cloth. The seat board can be cleaned with a mild cleaner. Test the cleaning method on a hidden area before using them over the entire area.

NOTICE

- * Please make sure that you have all parts indicated before you begin assembly of this item.
- * This item should be assembled on a soft surface to prevent scratching the finished product during assembly.
- * This item may require periodic tightening.
- * Do not tighten bolts until completely assembled.

Part List and Hardware List

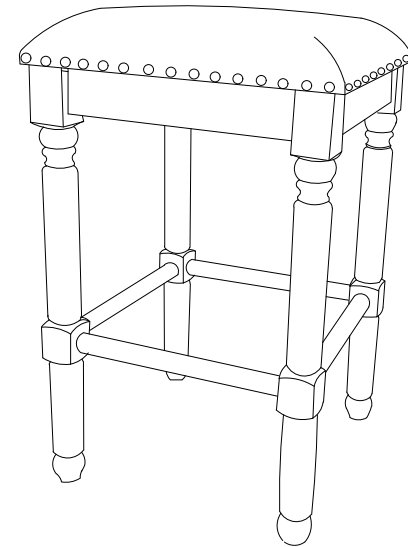
Piece	Description	Picture	Quantity
A	CUSHION		1 X
B	LEG		4 X
C	STRETCHER		4X
H1	ALLEN BOLT $\phi 5/16$ "*2-1/4"		8 X
H2	SCREW $\phi 4.7$ *55mm		8 X
H3	ALLEN KEY 4mm		1 X

SAFAVIEH

FURNITURE

Model# BST6401

Product Dimensions: 15"W*15"D*30H"



Weight Capacity : 275 lbs on top of the product

Warning : Do not stand on the product

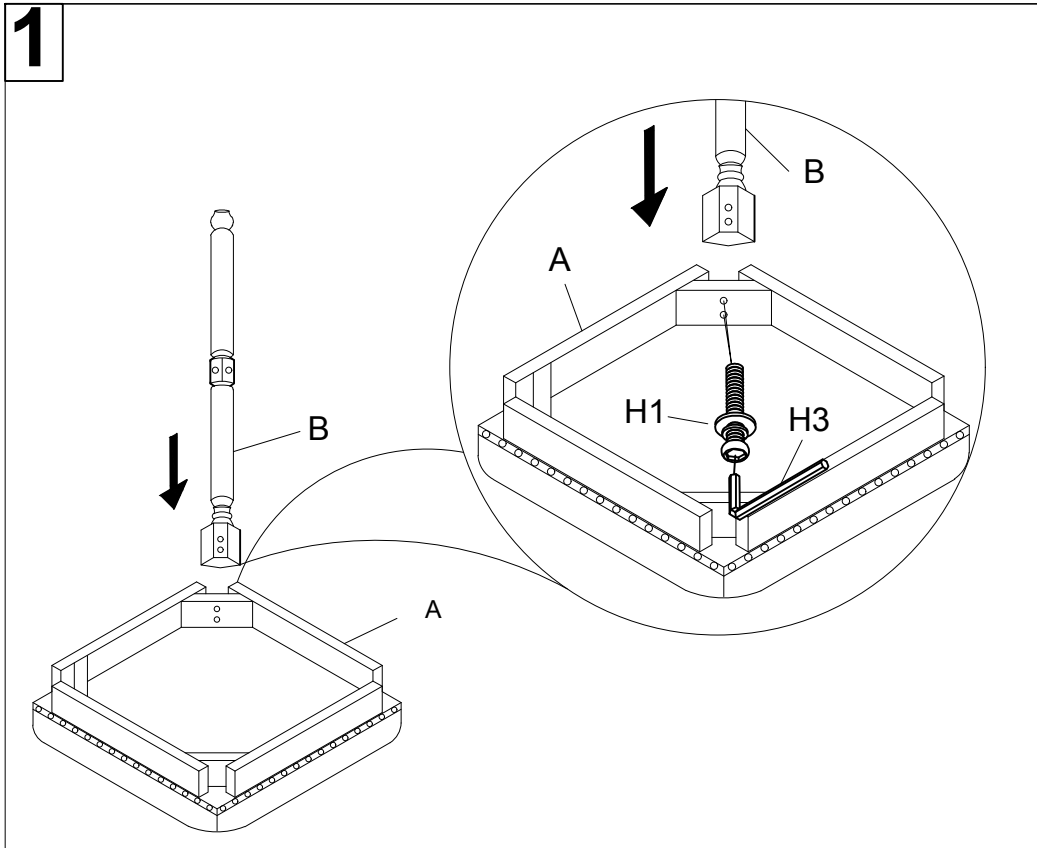
Warning : Do not over torque bolts

PREPARATION

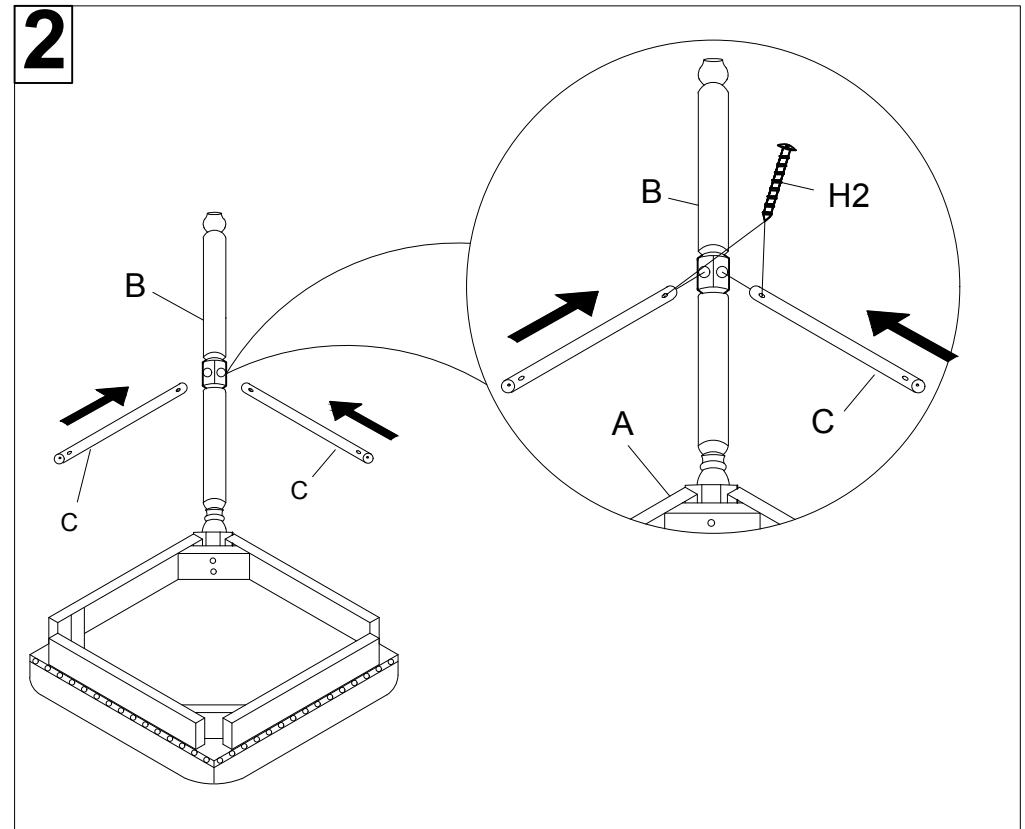
Before beginning assembly of product, make sure all parts are present. Compare parts with package contents list and hardware contents list. If any part is missing or damaged, do not attempt to assemble the product.

Estimated Assembly Time:15 minutes.

Tools Required for Assembly (included):Allen key.



Step 1:
Attach 4* legs (B) and cushion (A), use Allen key (H3) to lock with 8*Allen bolt (H2).



Step 2:
Attach 4* stretcher (C), use screw driver to lock with 8*screw (H2).
Straighten up the assembled product, assembly is completed.