

FLY AWAY

Fly Away Fan Manual / Instructions

How it works:

This unit is designed to repel flies from your meal. The rotating soft wings simulate a threat to flies and other pests and they will fly away. It can stand on flat surfaces such as a tabletop or hang from its hook.

Specification:

Power: 2xAA batteries (not included) or DC 5V adaptor. Product size : 3.25 x 3.25 x 9.5 inches

Notes:

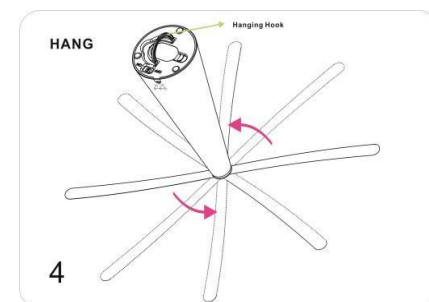
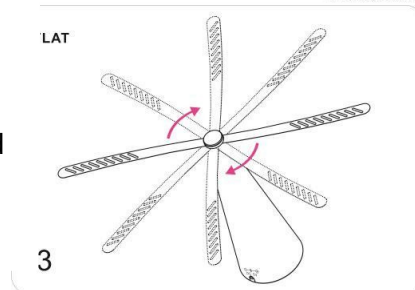
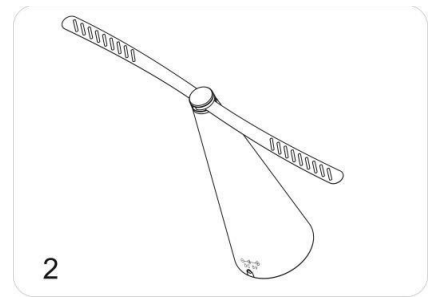
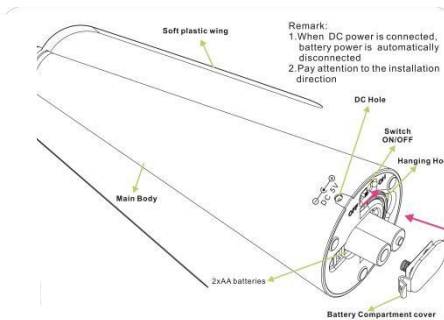
1. When DC power is connected, battery power is automatically disconnected.
2. For troubleshooting please see installation guide or visit www.flyawayproduct.com, we're happy to help.

Where to use:

While at Home, In the Kitchen, Restaurant, BBQ, Fruit Stand, Picnic, Camping, Farmers Market, Bakery or Events. Anywhere you want to keep pests away from guests or off meals.

Installation Guide:

1. Open the battery compartment at the bottom of the repeller, then insert batteries. Or plug in the provided DC power cord.
2. Switch the repeller ON.
3. The unit starts rotating.
4. The soft plastic wings will expand and keep away flies from food in the vicinity.
5. The hanging hook can be used as an alternative to placing the product on a flat surface.



*If fan blades do not spin after battery installation, please make sure to check the position of the batteries. The positive and negative ends should be opposite. If the spinning speed starts to slow or the device stops spinning altogether, it may be time to replace the batteries.

Attention:

Fan blades stop automatically with any contact; however, this is not a toy. Keep it from Children. When not in use, please remove batteries from the unit. This is an electrical product, please keep it clear from liquids.

For troubleshooting, please visit

www.flyawayproduct.com

or

scan QR code below.

