

Features

- Two Lever handles offer separate control of hot and cold water
- 5-1/2" (140 mm) spout reach
- 0.5 gpm (1.9 lpm) maximum flow rate at 60 psi (4.14 bar)
- KOHLER® ceramic disc valves exceed industry longevity standards for a lifetime of durable performance
- Clicker drain with tailpiece
- Coordinates with other products in the Venza collection
- This product can help a building earn Water Efficiency points in LEED® Green Building Rating System

Material

- Premium metal construction for durability and reliability
- KOHLER finishes resist corrosion and tarnishing

Installation

- Deck-mount
- For 8" – 16" (203 – 406 mm) centers
- Handles are preassembled on valves to simplify installation

Recommended Products/Accessories

K-23726 Drain treatment
K-23723 Faucet cleaner



ADA **CSA B651** **OBC**

Codes/Standards




ASME A112.18.1/CSA B125.1
NSF/ANSI/CAN 61
NSF/ANSI/CAN 372
All applicable US Federal and State material regulations
DOE - Energy Policy Act 1992
California Energy Commission (CEC)
ADA
ICC/ANSI A117.1
CSA B651
OBC
IAPMO Certification

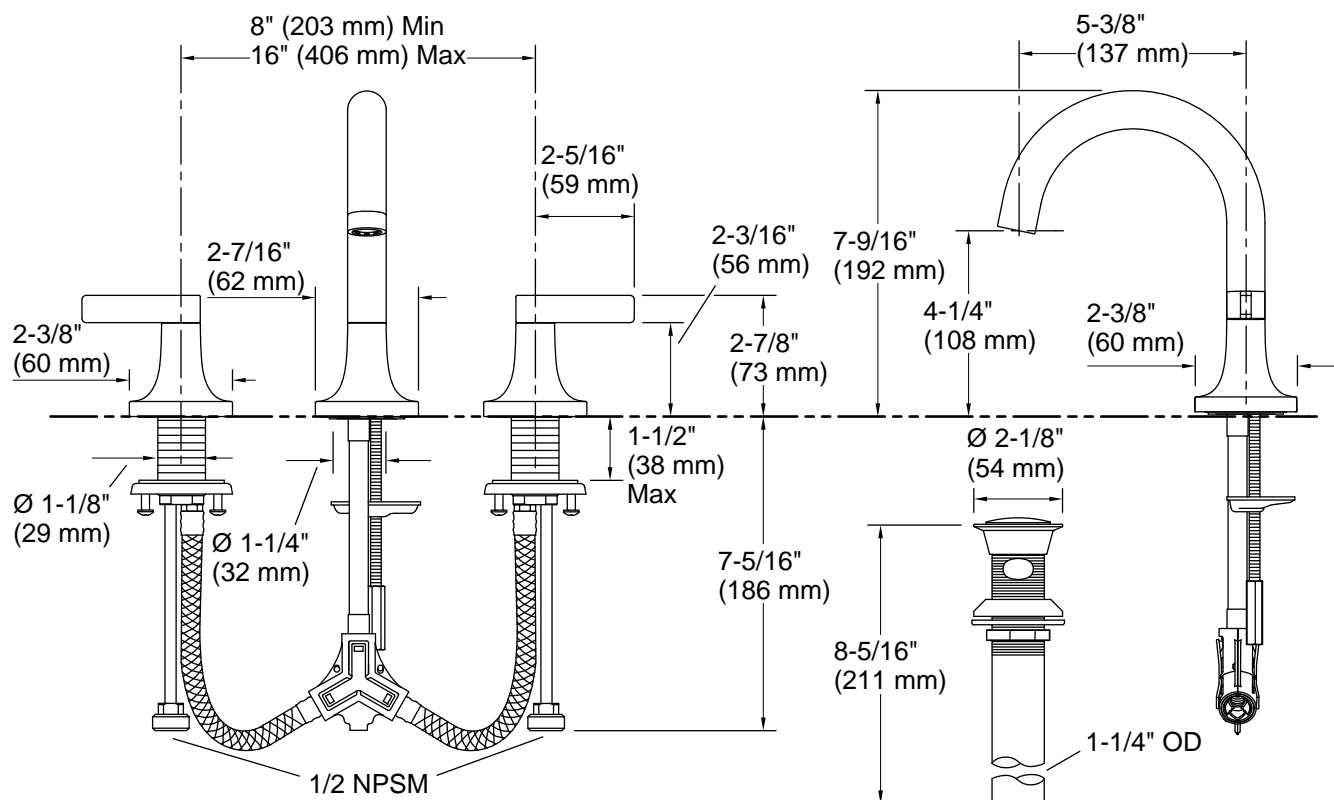
KOHLER® Faucet Lifetime Limited Warranty

See website for detailed warranty information.

Available Colors/Finishes

Color tiles intended for reference only.

Color	Code	Description
	CP	Polished Chrome
	BN	Vibrant® Brushed Nickel
	BL	Matte Black



Technical Information

All product dimensions are nominal.

Faucet:

Flow rate: 0.5 gal/min (1.9 l/min)

Drain included: Yes

Drain with overflow: Yes

Spout:

Spout reach: 5-1/2" (140 mm)

Handshower:

Rated maximum flow: 0 gal/min (0 l/min)

Notes

Install this product according to the installation instructions.

ADA, OBC, CSA B651 compliant when installed to the specific requirements of these regulations.