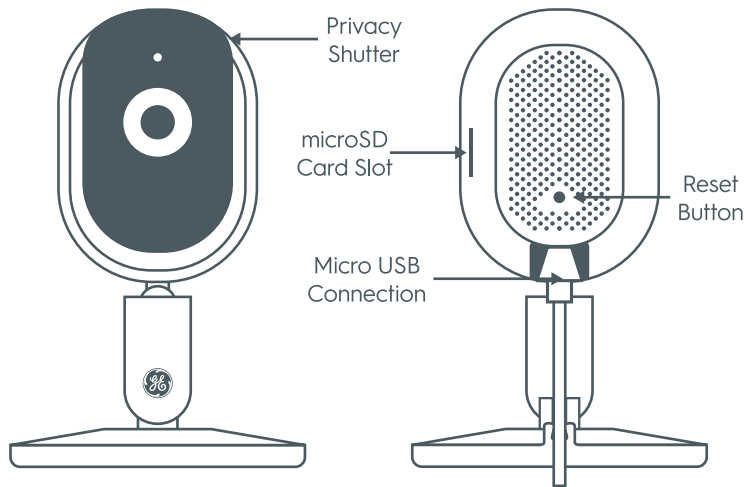


Controls & Connections



Indoor Smart Camera Quick Start Guide



GE is a trademark of General Electric Company. Used under trademark license.

PK-00105711-2

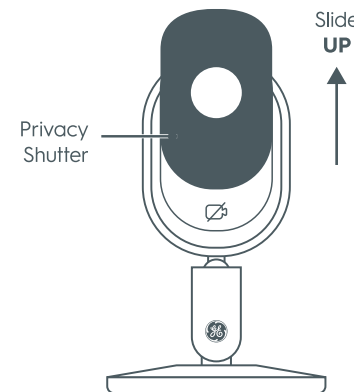
Let's see what your Smart Camera can do:

Video Storage & Resetting

①

Enable Privacy Mode.

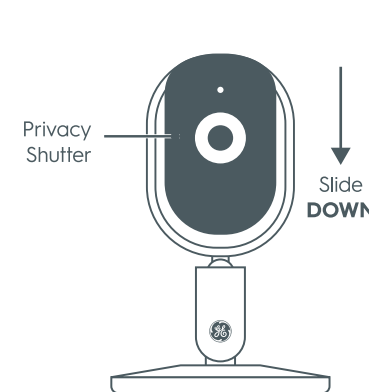
To enable privacy mode, manually slide privacy shutter **up**. This disables audio and video functionality.



②

Disable Privacy Mode.

To disable privacy mode, manually slide privacy shutter **down**. This restores audio and video functionality.



Choose Your Storage Option:

Cloud Storage

Your camera comes with a free trial of our premium Cloud video storage solution.

Your video will be stored in our secure Cloud accessed by two-factor authentication.

SD Drive

Store all of your content locally on a microSD card (sold separately) using the camera's built-in microSD card slot.

How to Factory Reset Your Camera:

- Locate the pin hole on your camera.
- Press and hold the button for 3+ seconds.
- You can let go when the LED light turns red.

