

#### Features

- Vitreous china
- Class Five® flushing system
- Includes right-hand polished chrome trip lever
- 1.28 gpf (4.8 lpf)
- Less supply line
- Combines with the K-4199 bowl to create a complete K-3999-TR Highline toilet
- Tank cover locks included
- Coordinates with other products in the Wellworth collection

#### Technology

- Single-flush gravity uses the force of gravity and a precision-engineered tank to create a strong siphon during flushing
- Canister flush valve optimizes flush performance and resists warping and deterioration
- Class Five® flushing technology offers plug- and leak-free performance, extraordinary flushing, and better rinsing power for a cleaner bowl

#### Installation

- 14" rough-in

#### Water Conservation & Rebates

- WaterSense® toilets meet strict EPA flushing guidelines, including using at least 20 percent less water than 1.6-gallon toilets
- Eligible for consumer rebates in some municipalities



#### Codes/Standards




ASME A112.19.1/CSA B45.2

#### KOHLER® One-Year Limited Warranty

See website for detailed warranty information.

#### Available Color/Finishes

*Color tiles intended for reference only.*

Color	Code	Description
	0	White
	96	Biscuit
	47	Almond

**KOHLER®**

**Wellworth®**

Toilet Tank

**K-4841-TR**

No image available.

This product is a component and not intended to be a standalone installation.

**Technical Information**

All product dimensions are nominal.

Toilet type: Two-piece

**Notes**

Install this product according to the installation instructions.