



# Stratton™ Water-Guard® Flushometer Valve Elongated Blow-Out Toilet Bowl K-4450-C

## Features

- Vitreous china.
- Elongated bowl.
- ADA compliant when installed at required height of 17" (432 mm) - 19" (483 mm) from floor to top of seat.
- Blow-out.
- Wall-mount.
- 1-1/2" top spud.
- 3.5 gpf (13.2 lpf).
- 14-1/2" (368 mm) x 11-3/8" (289 mm) water area.
- 26" (660 mm) x 14" (356 mm) x 11-3/4" (298 mm).



## Recommended Accessories

- K-4670-C Lustra™ Commercial Elongated Toilet Seat
- K-4670-CA Lustra™ Commercial Elongated Toilet Seat

## Components

Additional included component/s: Spud.

**ADA** **CSA B651** **OBC**

## Codes/Standards





ASME A112.19.2/CSA B45.1  
DOE - Energy Policy Act 1992  
ADA  
ICC/ANSI A117.1  
CSA B651  
OBC

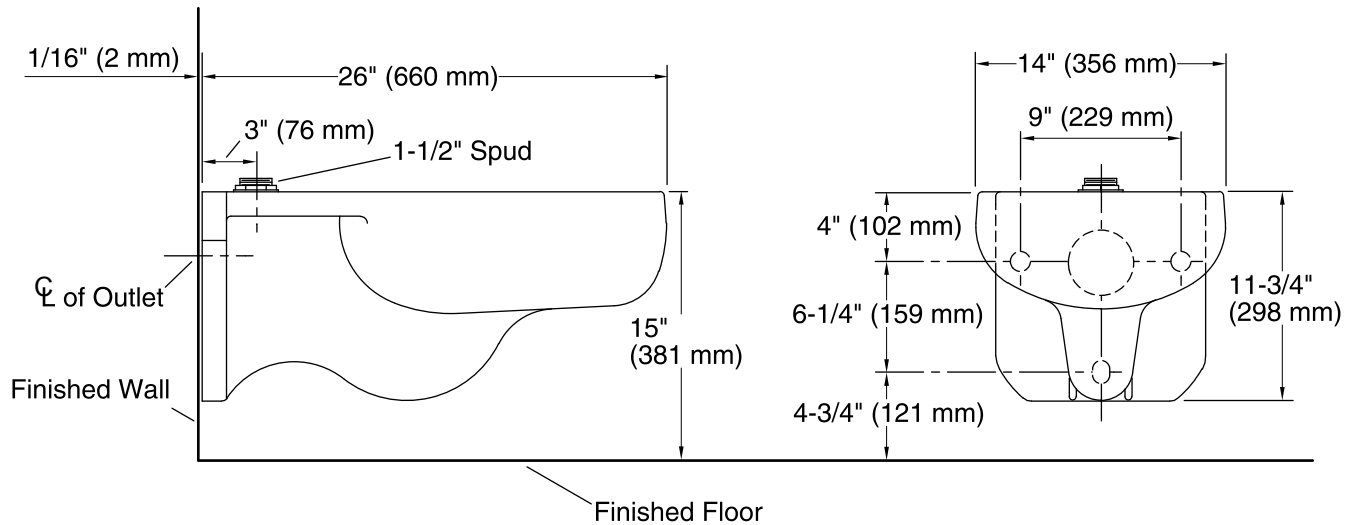
## KOHLER® One-Year Limited Warranty

See website for detailed warranty information.

## Available Color/Finishes

*Color tiles intended for reference only.*

Color	Code	Description
	0	White
	96	Biscuit
	47	Almond
	7	Black Black™



### Technical Information

All product dimensions are nominal.

Toilet type:	One-piece, Wall-mount
Waste Outlet:	Wall
Bowl shape:	Elongated front
Spud size:	1-1/2", Inlet, Top
Trap passageway:	2-3/4" (70 mm)
Water surface size:	14-1/2" x 11-3/8" (368 mm x 289 mm)
Rim to water surface:	5-3/8" (137 mm)
Seat-mounting holes:	5-1/2" (140 mm)

### Fixture Supply Requirements

Min static pressure:	45 psi (310.3 kPa)
Max static pressure:	80 psi (551.6 kPa)
Min flowing pressure:	35 psi (241.3 kPa)
Min flow rate:	35 gpm (132.5 lpm)

### Notes

Install this product according to the installation instructions.

Refer to manufacturer and local codes for flush valve requirements.

ADA, OBC, CSA B651 compliant when installed to the specific requirements of these regulations.

Plumbing codes may require elongated toilets and elongated, open-front seats in public bathrooms.

Accessibility standards may require controls to be located on the open side of the toilet.