

ITEM NO. 2412591 / MODEL NO. 5388CTK





SUMMIT®**MANSFIELD®**

Round Front, SmartHeight™, Vitreous China, Two-Piece Toilet, Complete Toilet Kit

FEATURES

- Complete toilet kit (CTK)
- 1.28 gpf / 4.8 lpf high efficiency water consumption
- MagnaFlush™ high performance flushing technology
- PuraClean® easy-to-clean glazed surface
- Round front, SmartHeight™ bowl
- 3" Rigid Flapper flush valve – requires less force to flush, is more consistent and uses a simple universal repair part/seal
- Fluidmaster® Pilot anti-siphon fill valve
- 12" rough-in
- SmartFasten™ 3-bolt tank-to-bowl connection
- Model 57 chrome-plated, metal trip lever
- 2" glazed trapway
- The Mansfield® limited lifetime warranty on china, Five-year limited warranty on tank trim
- Available in White

**COMPONENTS**

MODEL #	DESCRIPTION	CODES/STANDARDS
5388CTK	Round front, SmartHeight™ complete two-piece toilet kit. Includes: slow close toilet seat, tank and bowl, floor bolts, wax ring, caps and multi-lingual installation instructions. Water supply not included.	   
388	Round front, SmartHeight™ toilet bowl only.	
387	Tank and lid only. With left hand, front-mount, chrome-plated metal trip lever.	
3700	Round, slow close toilet seat	
TANK TRIM & REPLACEMENT PARTS		
57	Trip Lever - chrome-plated metal trip lever, left hand	
400A	Fluidmaster® anti-siphon pilot fill valve	
2206	Anti-siphon pilot fill valve (compatible replacement)	
2036-1212	Summit® 1.28 Rigid Flapper flush valve	
630-0030	Replacement flush valve seal	
386-LID	Tank lid	

When properly installed, this product meets the requirements for the Americans with Disabilities Act of 1990 (ADA).
Refer to local plumbing codes, as they may vary by location and application.



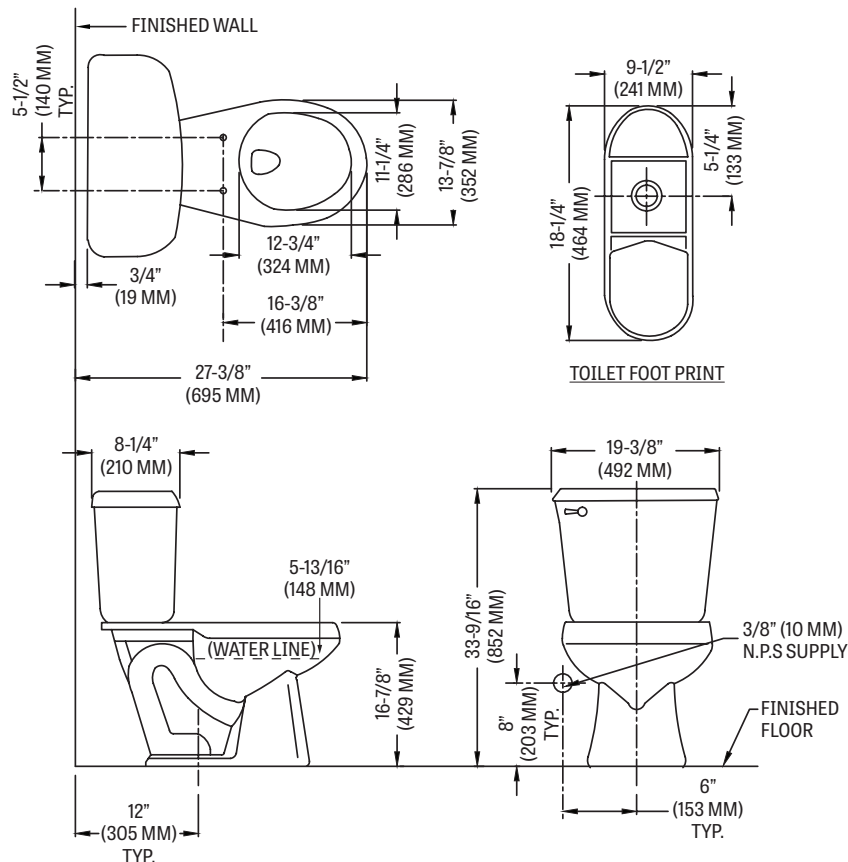
ITEM NO. 2412591 / MODEL NO. 5388CTK

SUMMIT®**MANSFIELD®**

Round Front, SmartHeight™, Vitreous China, Two-Piece Toilet, Complete Toilet Kit

SPECIFICATIONS

MODEL #	DESCRIPTION	CODES/STANDARDS
5388CTK	Round front, SmartHeight™ (1.28 gpf/4.8 lpf) two-piece toilet kit	
MATERIAL	Vitreous China	
WATER PRESSURE RANGE	20 to 80 PSI	
FLUSH SYSTEM	3' MagnaFlush™ Flushing Technology	
WATER USAGE	1.28 gpf / 4.8 lpf	
WATER SURFACE AREA	8" X 9"	
ROUGH-IN	12"	
MAP RATING	1,000 grams	
TRAP DIAMETER	2"	
TRAP SEAL	2-1/4"	
SHIPPING WEIGHT	Model 5388CTK - 95 lbs. (43 kg)	
WARRANTY	Vitreous China - Limited Lifetime Tank Trim - Limited Five-Year	

TECHNICAL INFORMATION**Note:** these dimensions are nominal and subject to change without notice.

Fixture performance and specifications meet or exceed ASME A112.19.2/CSA B45.1 standards, and other state and local codes.