



HADEN

ESTD. ENGLAND 1958

Crate&Barrel

DORCHESTER 700W MICROWAVE

20
20 Litre
Capacity

5
5 Power
Levels

10.2" **D**

12.6" **H**

W

17.1"



**Defrost & Express
Functions**



**60 Minute
Digital Timer**

**End of Cooking
Signal**

Available in:

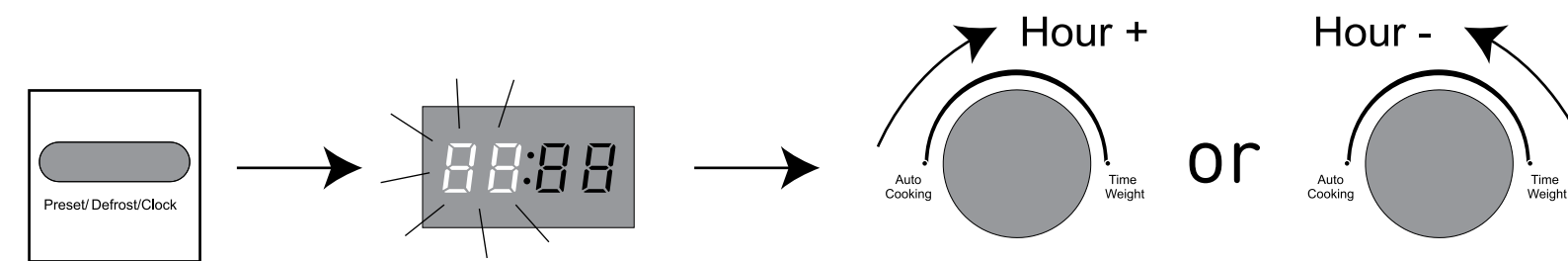
SAGE GREEN

PEBBLE GREY

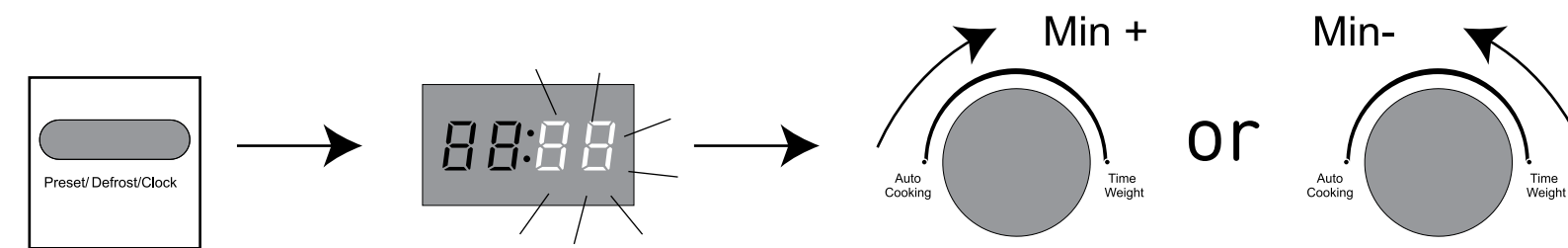
ACTIONS

1 SETTING THE CLOCK

Press and hold 'Preset/Defrost/Clock' for three seconds to set the hour.
Turn the dial to adjust the hours

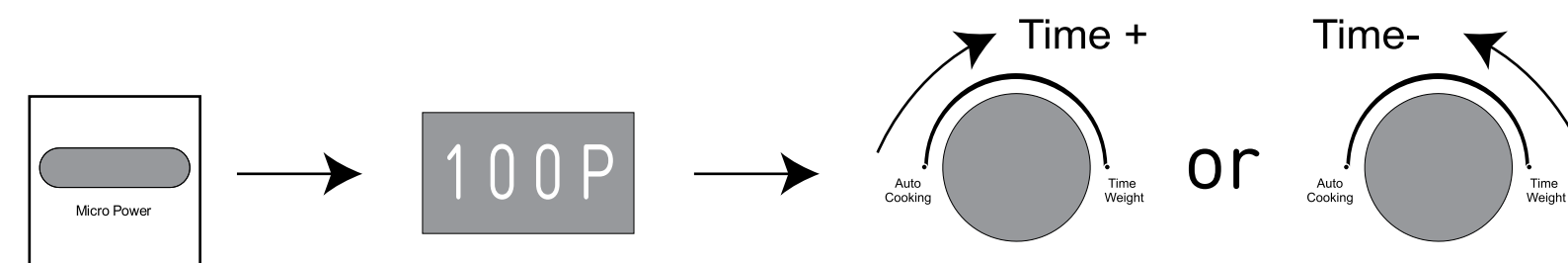


Press 'Preset/Defrost/Clock' again to set the minutes. Turn the dial to adjust the minutes.

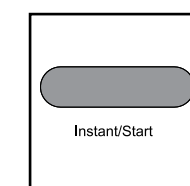


2 REHEATING FOOD

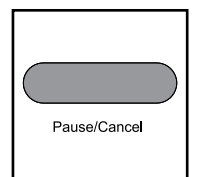
Press 'Micro Power' to select the microwave power. (Default set to 100% press the Micro button again to reduce this to 80%) Turn the dial to adjust the cooking time.



Press 'Instant / Start' button to start the reheating.



Note: Press 'Pause/Cancel' button to pause the reheating.
In pause mode, press 'Pause/Cancel' button again to cancel reheating.



DORCHESTER 700W MICROWAVE

20
20 Litre
Capacity

5
5 Power
Levels

10.2" **D**

12.6" **H**

W



17.1"



**Defrost & Express
Functions**

**60 Minute
Digital Timer**

**End of Cooking
Signal**

Available in:

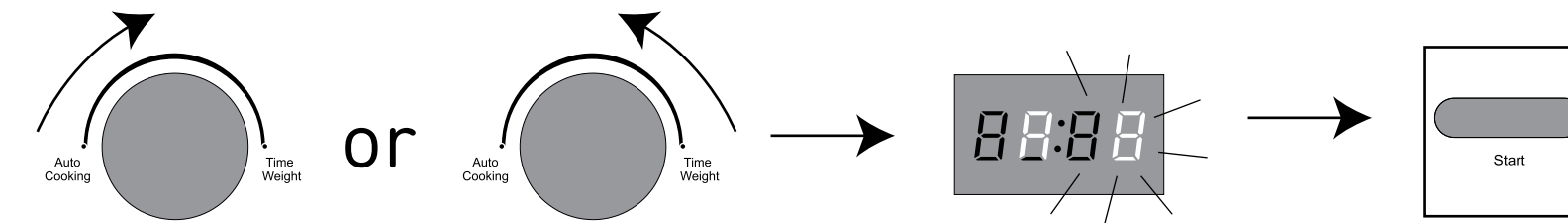
SAGE GREEN

PEBBLE GREY

ACTIONS

3 AUTO COOKING

Turn the dial to access the 12 Auto cooking programs, press start to select the program.



4 CLEANING

- Turn the microwave off and allow to cool.
- Clean the exterior housing and door using a soft damp cloth.
- Clean the interior door, window and walls using a soft damp cloth to remove fall spills and food splatters. Wipe clean the waveguide cover removing any food splatters.
- Microwave plate, rotation ring can be washed with mild soapy water. Rinse with clean water and allow to dry thoroughly.

Note: Leave the microwave plate inside the microwave to completely cool before removing for cleaning. Please never place a hot microwave plate directly on to a cold surface or into water after use. Due to the drastic temperature change it can cause the plate to break.

Spare parts are available at hadenusa.com



HADEN

ESTD. ENGLAND 1958

