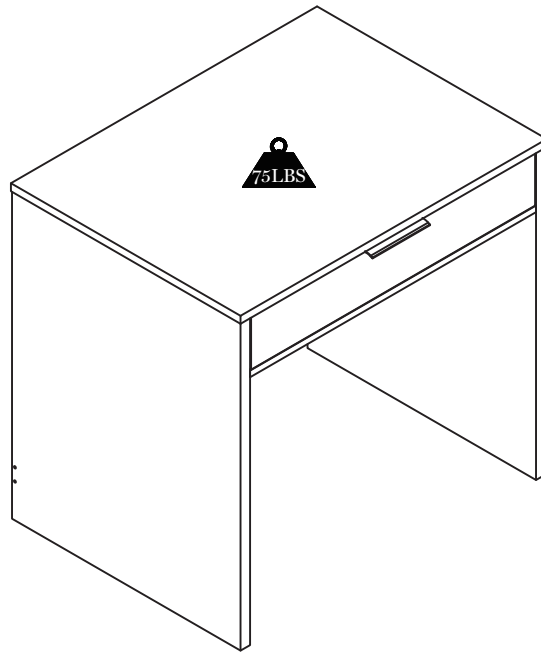





Computer Desk

196861189333
196861189340



ASSEMBLY INSTRUCTIONS

Before You Begin: A Phillips screwdriver is required (Not Included).

Please identify all component parts and hardware pieces required before you begin. Carefully remove all of the components from the packaging and set aside for assembly. Assemble on a soft surface to prevent scratching during assembly.

Caution:

Tighten all components securely before use. Failure to do so may result in personal injury.

DO NOT use any sharp objects to open plastic wrapped components as damage to product or components may result.

Warning:

CHOKING HAZARD - Small Parts. Adult Assembly Required.

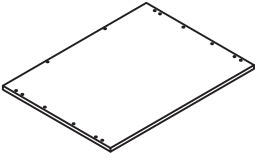
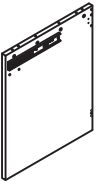

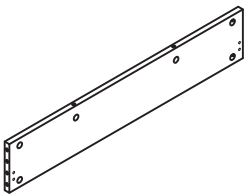
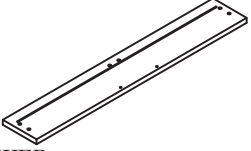
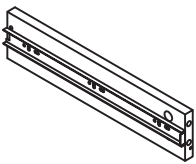
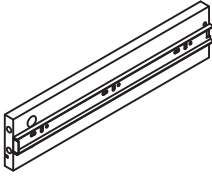
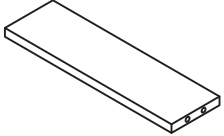
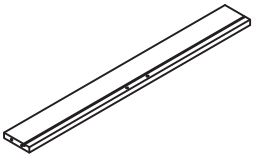
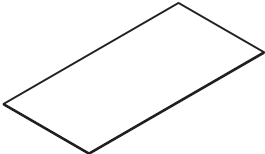
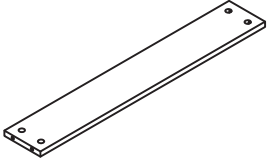
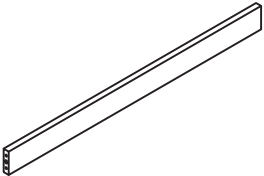
DO NOT ALLOW CHILDREN TO CLIMB ON FURNITURE

Serious or fatal injuries can occur from furniture tipping over. You must install Tipping Restraint Hardware (where included) to help prevent the unit from tipping and causing accidental injury, instability, death or damage. The tipping restraint is intended only as a safety measure, it is not a substitute for proper adult supervision.



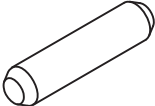
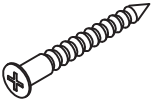



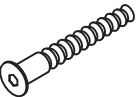

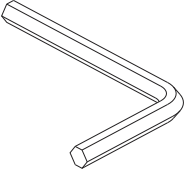
To help prevent furniture from tipping over it must be permanently attached to the wall. Anti-Tip Safety Wall Straps suitable for the unit weight and wall materials (if not included) should be purchased and installed.

.....
Customer Service Email: CustomerExperience@theubiquegroup.com | Phone: 866-552-2810

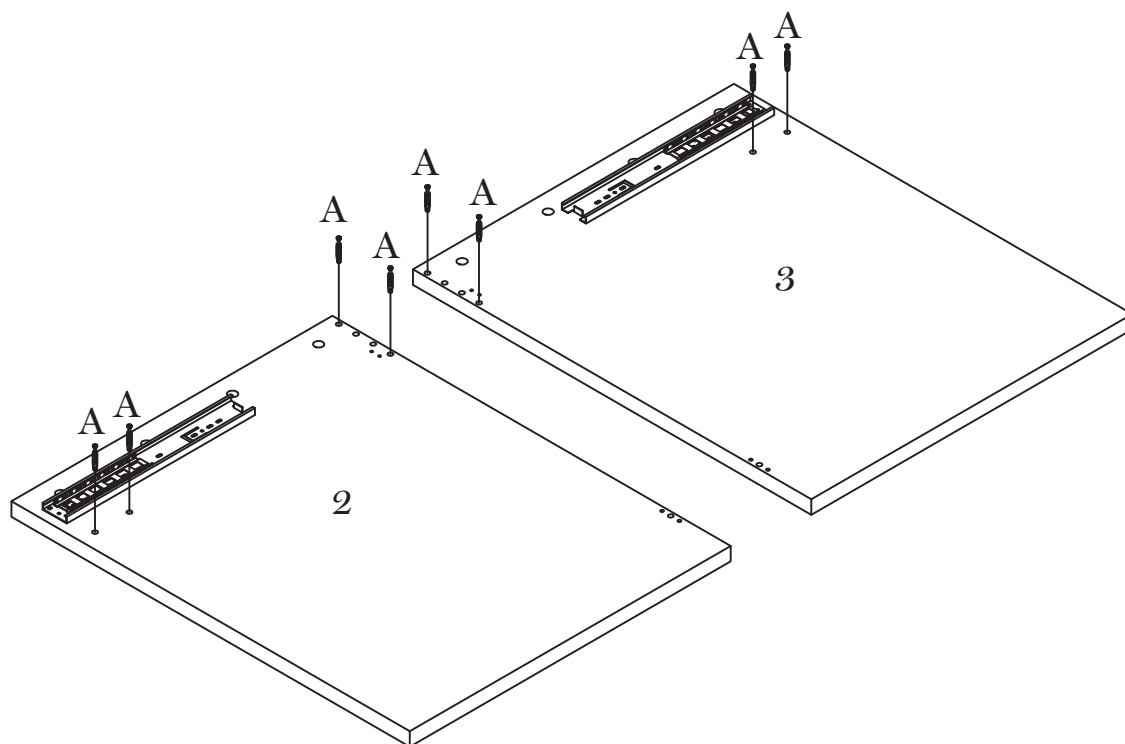
PARTS

<div>1</div> <div></div> <div>TOP</div> <div>x1</div>	<div>2</div> <div></div> <div>LEFT PANEL</div> <div>x1</div>	<div>3</div> <div></div> <div>RIGHT PANEL</div> <div>x1</div>	<div>4</div> <div></div> <div>REAR PANEL</div> <div>x1</div>
<div>5</div> <div></div> <div>DRAWER PANEL</div> <div>x1</div>	<div>6</div> <div></div> <div>DRAWER LEFT PANEL</div> <div>x1</div>	<div>7</div> <div></div> <div>DRAWER RIGHT PANEL</div> <div>x1</div>	<div>8</div> <div></div> <div>DRAWER SUPPORT PLATE</div> <div>x1</div>
<div>9</div> <div></div> <div>DRAWER BACK PANEL</div> <div>x1</div>	<div>10</div> <div></div> <div>DRAWER BOTTOM PANEL</div> <div>x1</div>	<div>11</div> <div></div> <div>FRONT BRACE</div> <div>x1</div>	<div>12</div> <div></div> <div>REAR BRACE</div> <div>x1</div>

HARDWARE

<div>A</div> <div></div> <div>MALE CAMLOCK</div> <div>x24</div>	<div>B</div> <div></div> <div>FEMALE CAMLOCK</div> <div>x24</div>	<div>C</div> <div></div> <div>WOOD DOWEL</div> <div>x10</div>	<div>D</div> <div></div> <div>SELF-TAPPING SCREW M5x50mm</div> <div>x6</div>
<div>E</div> <div></div> <div>SELF-TAPPING SCREW M3.5x14mm</div> <div>x2</div>	<div>F</div> <div></div> <div>DRAWER PULL</div> <div>x1</div>	<div>G</div> <div></div> <div>PLASTIC WEDGE M3.5x14mm</div> <div>x2</div>	<div>H</div> <div></div> <div>SELF-TAPPING SCREW M7x70mm</div> <div>x4</div>
<div>I</div> <div></div> <div>EVA PAD</div> <div>x4</div>	<div></div> <div>ALLEN WRENCH</div> <div>x1</div>		

1

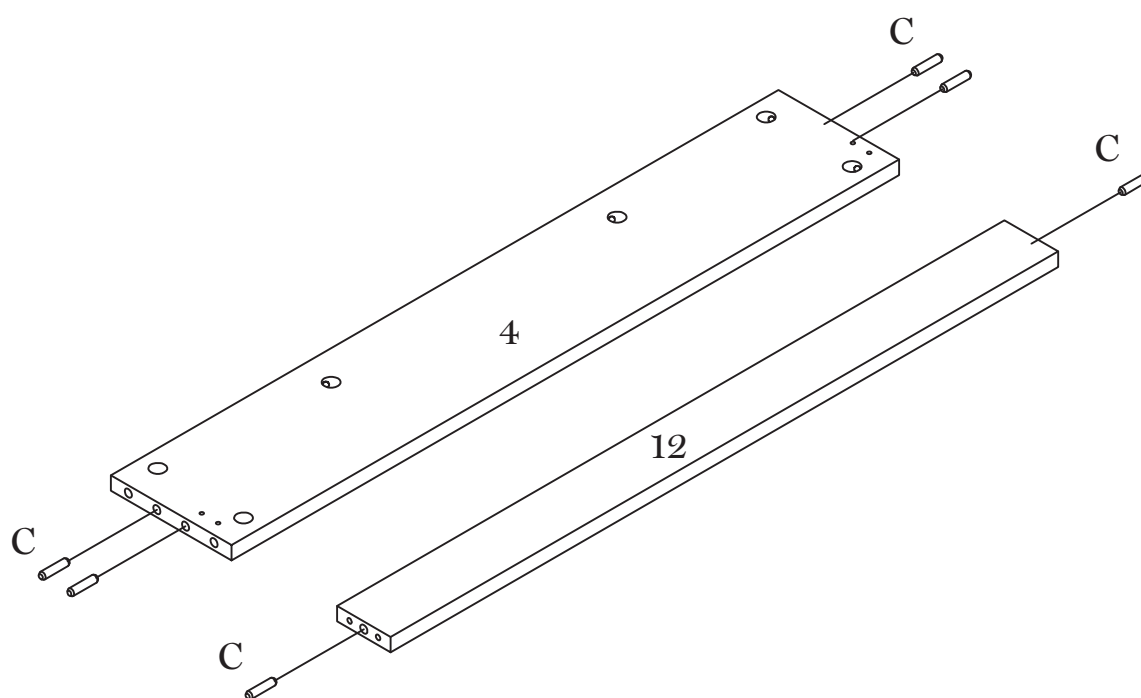


(A)



8PCS

2

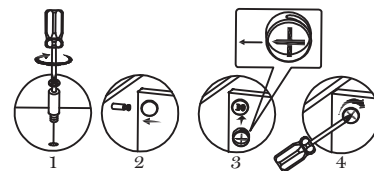
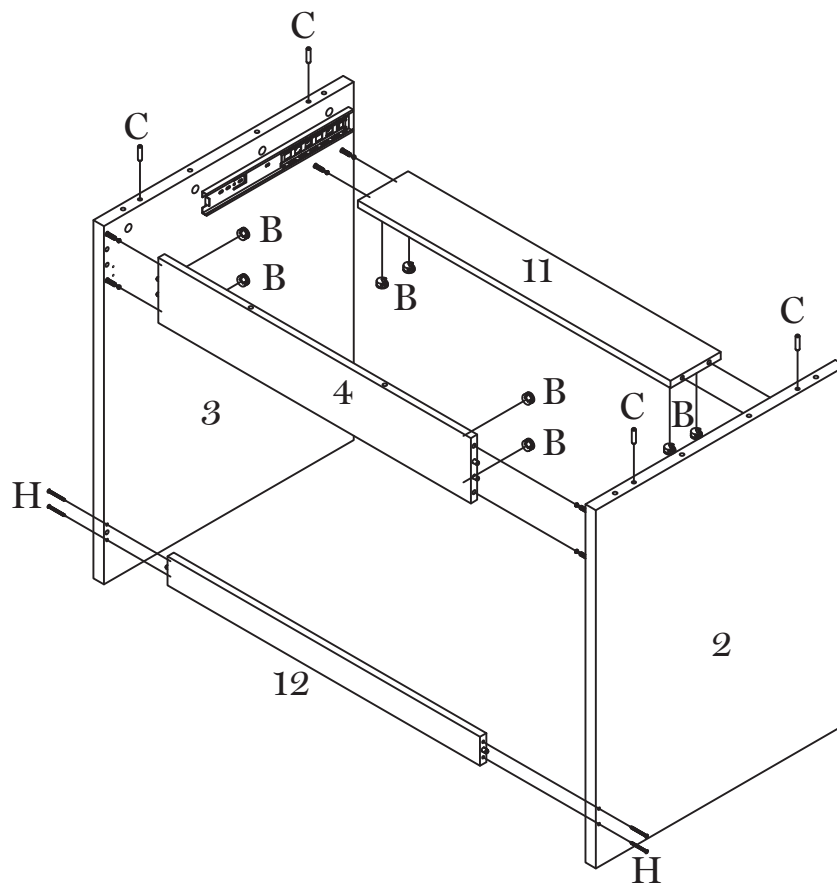





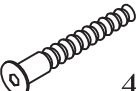
(C)



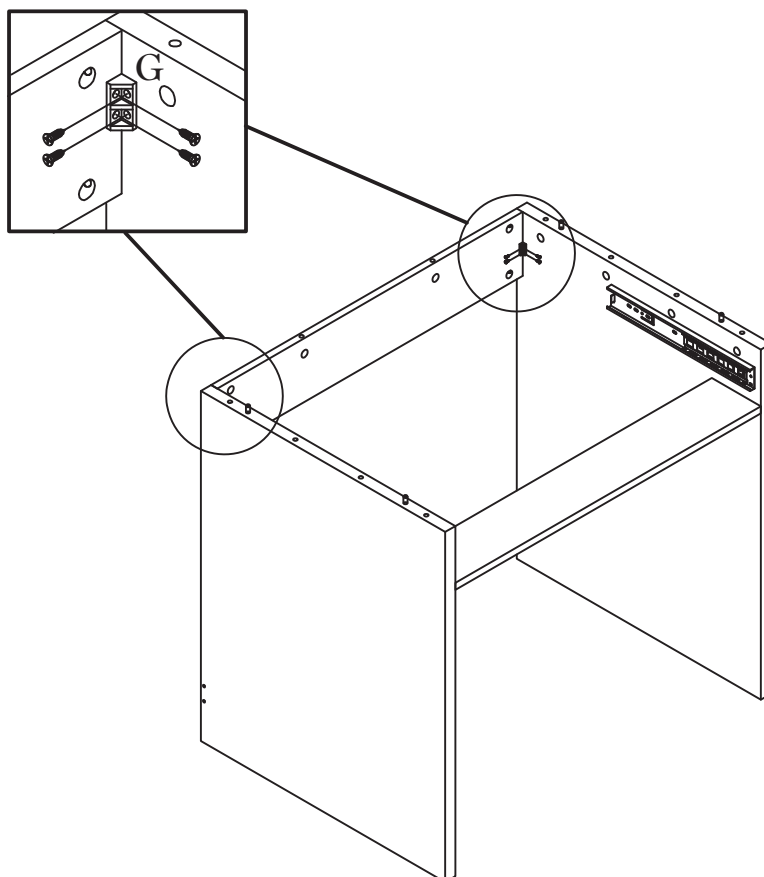
6PCS

3



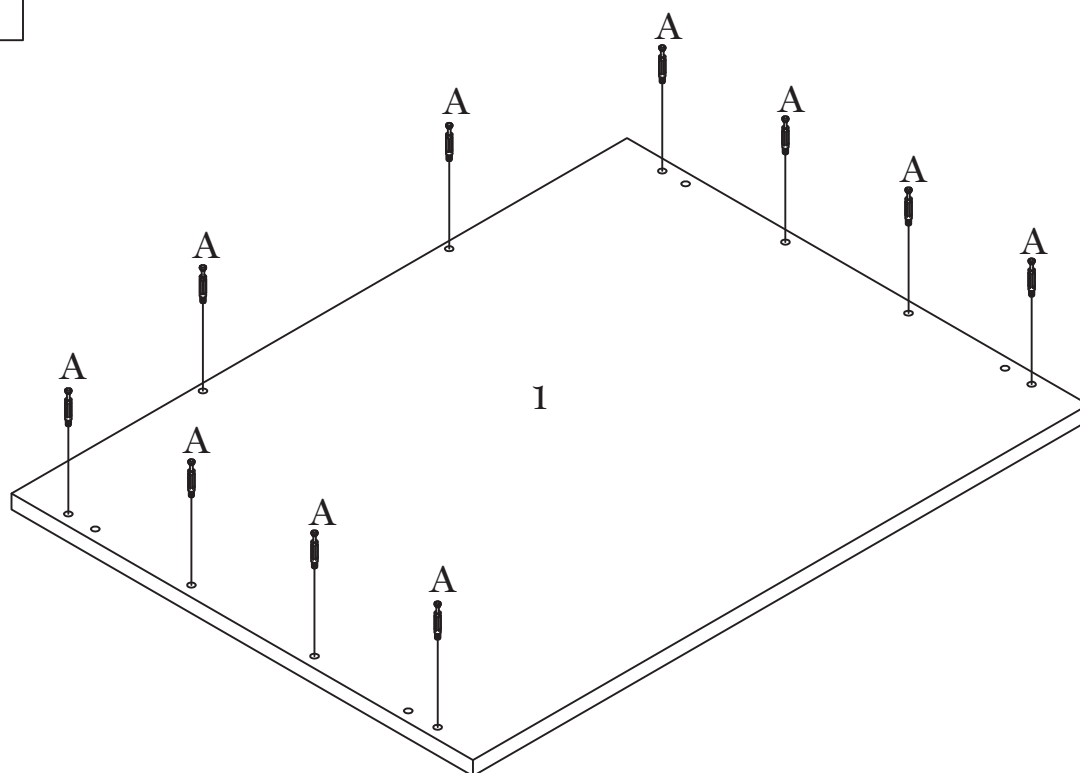
(B)		8PCS	
(C)		4PCS	
(H)		4PCS	

4



(G)		2PCS	
-----	---	------	---

5

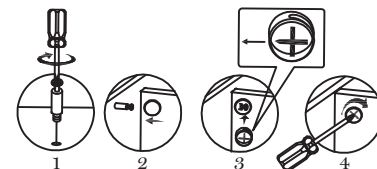
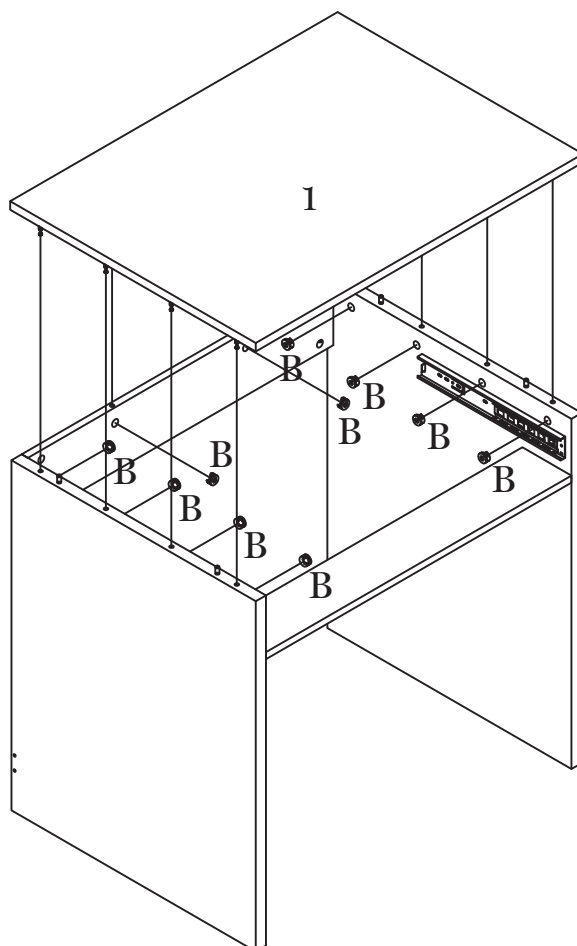


(A)



10PCS

6

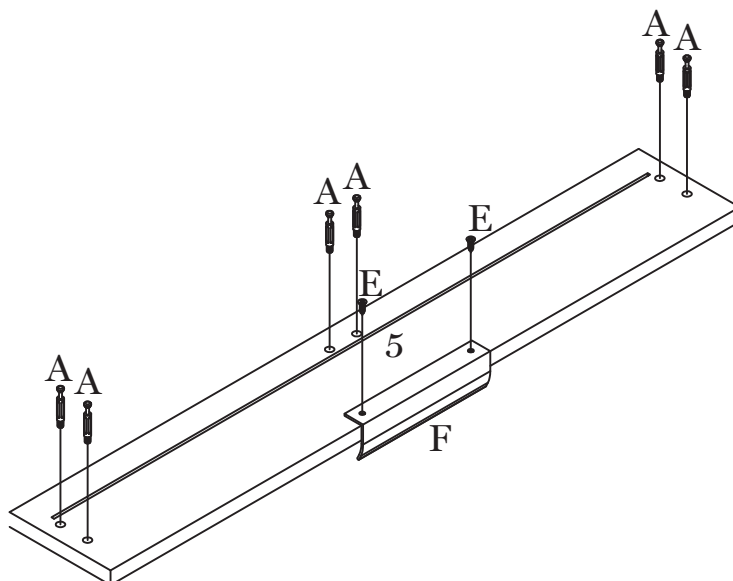





(B)



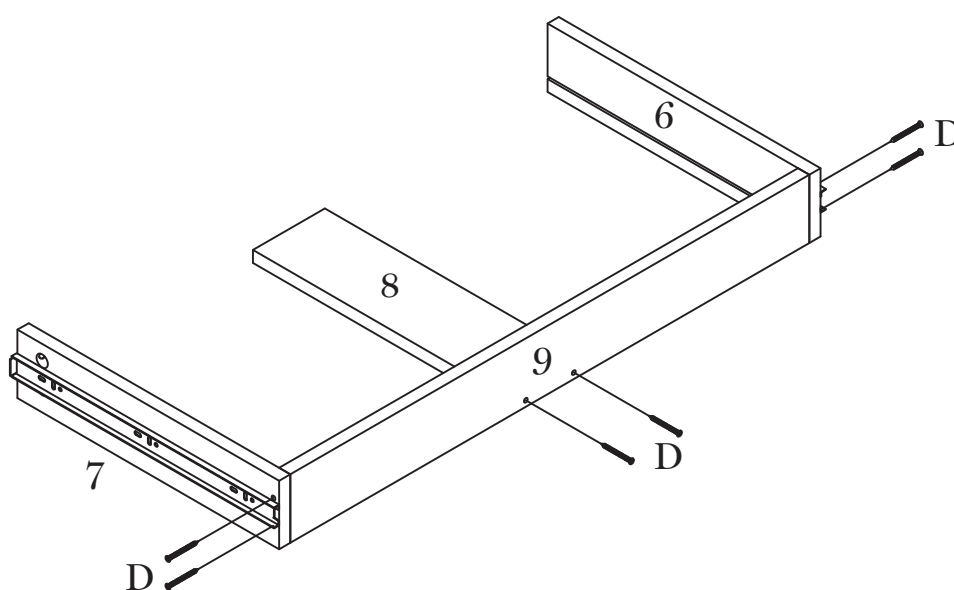
10PCS

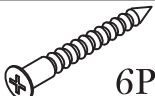
7



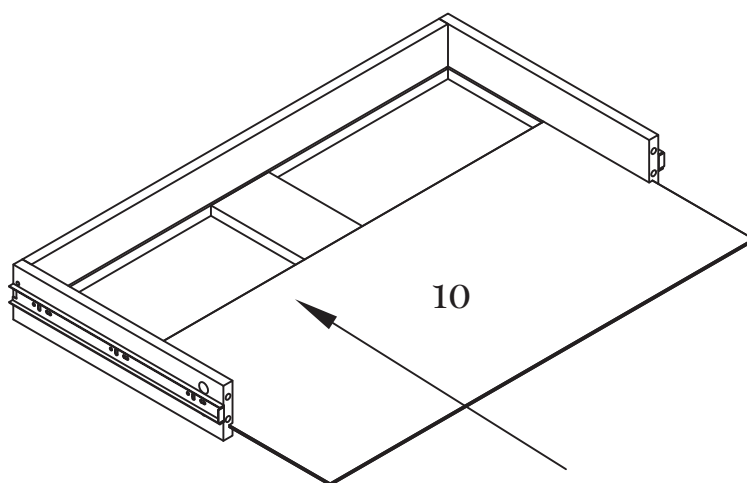
(A)		6PCS
(E)		2PCS
(F)		1PC

8

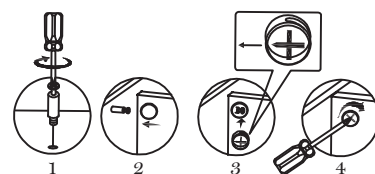
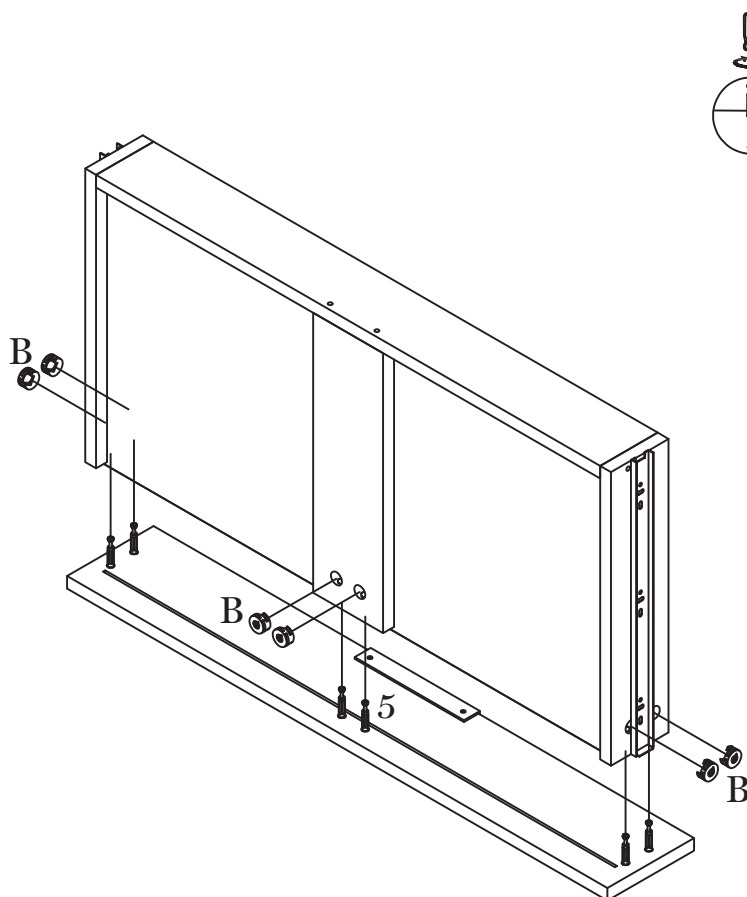


(D)		6PCS
-----	---	------

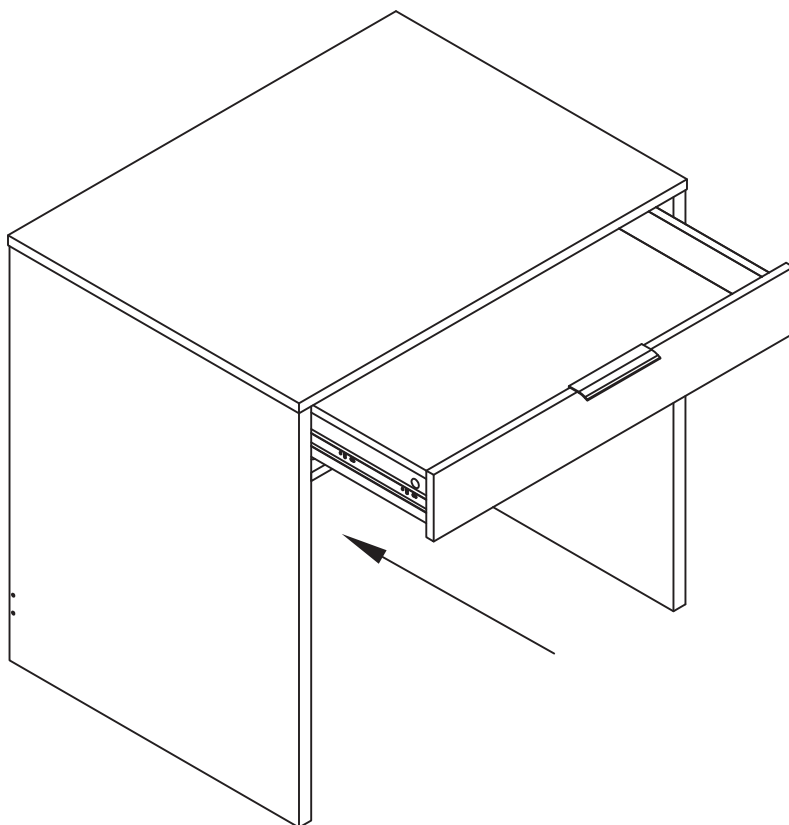
9



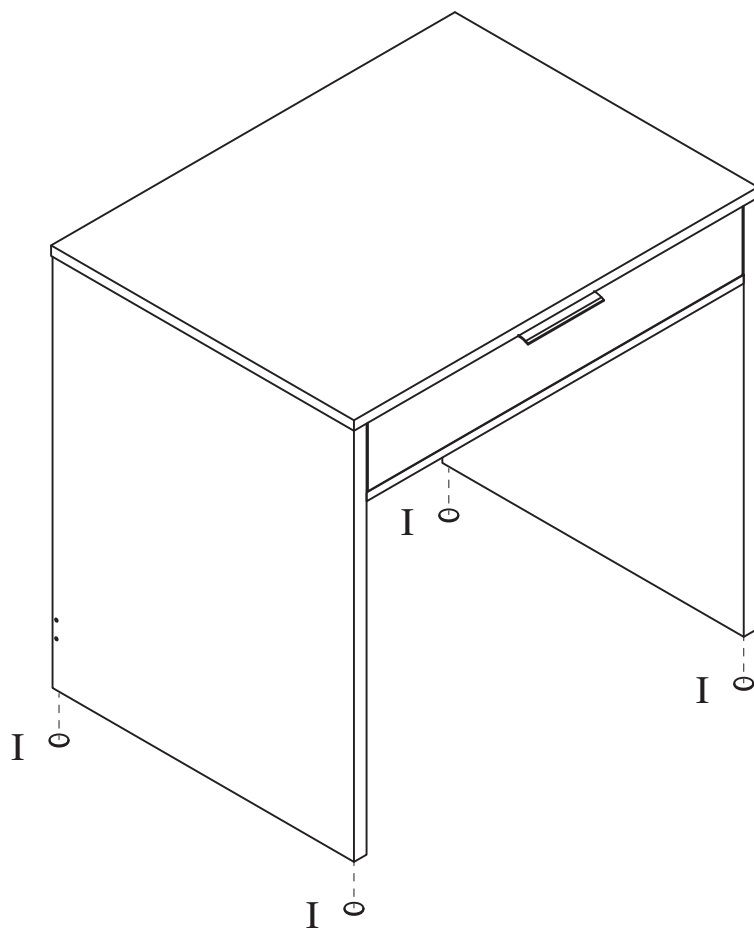
10



11



12



I



4PCS

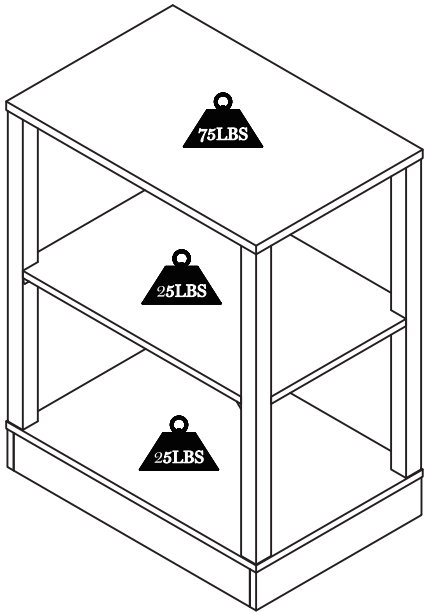

Quality and Safety Guidelines

- Please follow the static and dynamic weight capacity limits provided on this item. If you are unsure of the weight capacities for this product, email us at customerexperience@theubiquegroup.com or call 866-552-2810.
- Please use this item on a stable, level surface only. All parts of the desk base should contact the flooring surface when in use. Do not use this item if any instability is detected.
- Please do not slide this product when moving it. Please team lift the item while repositioning it.
- For maintenance instructions and replacement parts, please email us at customerexperience@theubiquegroup.com or call 866-552-2810.
- This item is intended to be used as a desk only. Do not climb, stand or sit on this item. Do not use this item as a TV stand. Do not place heavy objects on top of this product.
- The item is intended to be used indoors.
- Please inspect this product regularly to make sure there are no damaged or worn parts. Also inspect to make sure all hardware is tightened correctly and securely. For inspection instructions, please email us at customerexperience@theubiquegroup.com or call 866-552-2810.
- If any parts are damaged or worn, please stop using the product. Repair this product with manufacturer supplied parts only.
- For product longevity, product safety and product integrity, protect from wet and humid weather or other wet, humid or moist conditions and store indoors in a dry location.
- For additional storage and usage instructions, please email us at customerexperience@theubiquegroup.com or call 866-552-2810.
- Please visit www.theubiquegroup.com for our product warranty details or email us at customerexperience@theubiquegroup.com or call 866-552-2810.



Bookshelf

196861189371
196861189388



ASSEMBLY INSTRUCTIONS

Before You Begin: A Phillips screwdriver is required (Not Included).
Please identify all component parts and hardware pieces required before you begin. Carefully remove all of the components from the packaging and set aside for assembly. Assemble on a soft surface to prevent scratching during assembly.

Caution:
Tighten all components securely before use. Failure to do so may result in personal injury.
DO NOT use any sharp objects to open plastic wrapped components as damage to product or components may result.

Warning:

CHOKING HAZARD - Small Parts. Adult Assembly Required.

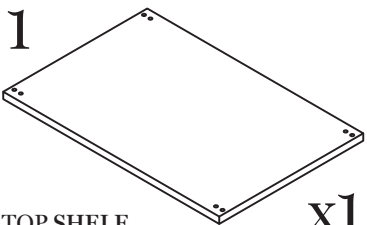
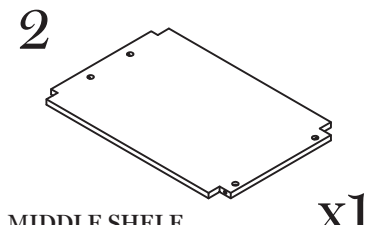
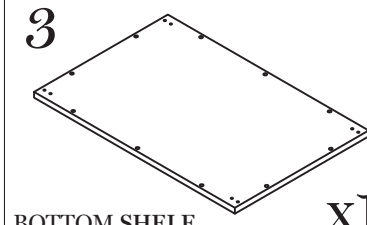
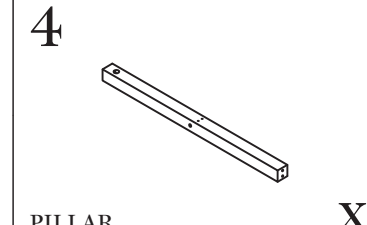
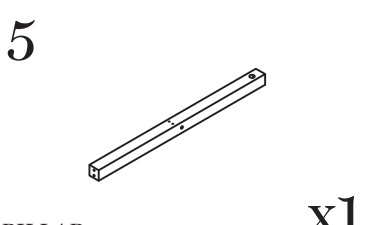
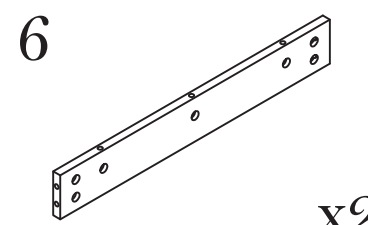
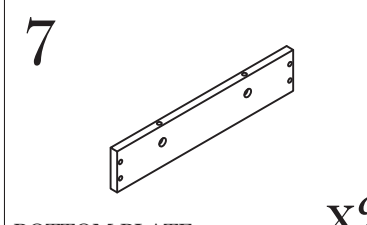
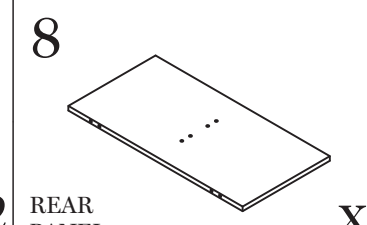
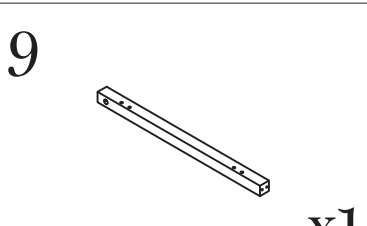
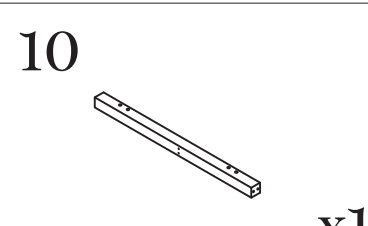
DO NOT ALLOW CHILDREN TO CLIMB ON FURNITURE

Serious or fatal injuries can occur from furniture tipping over. You must install Tipping Restraint Hardware (where included) to help prevent the unit from tipping and causing accidental injury, instability, death or damage. The tipping restraint is intended only as a safety measure, it is not a substitute for proper adult supervision.

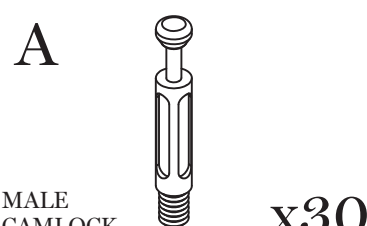

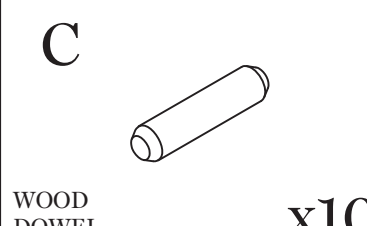


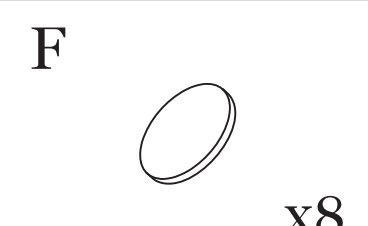
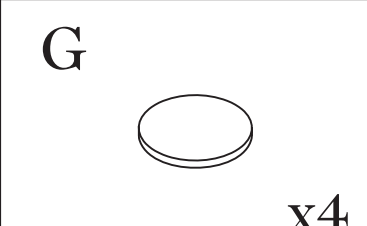
To help prevent furniture from tipping over it must be permanently attached to the wall. Anti-Tip Safety Wall Straps suitable for the unit weight and wall materials (if not included) should be purchased and installed.

.....

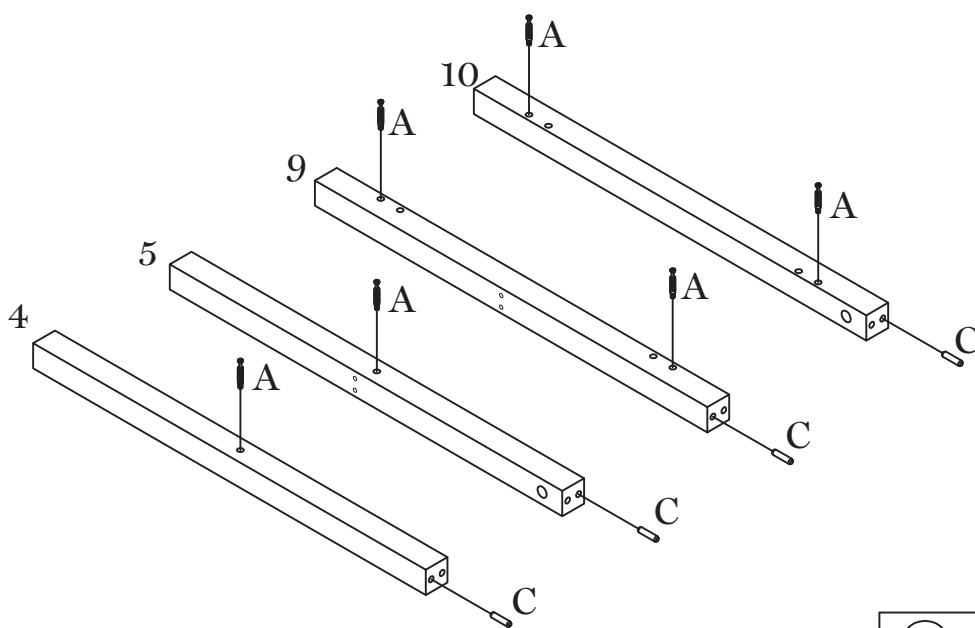
PARTS


<div>1</div> <div></div> <div>TOP SHELF</div> <div>x1</div>	<div>2</div> <div></div> <div>MIDDLE SHELF</div> <div>x1</div>	<div>3</div> <div></div> <div>BOTTOM SHELF</div> <div>x1</div>	<div>4</div> <div></div> <div>PILLAR</div> <div>x1</div>
<div>5</div> <div></div> <div>PILLAR</div> <div>x1</div>	<div>6</div> <div></div> <div>BOTTOM PLATE</div> <div>x2</div>	<div>7</div> <div></div> <div>BOTTOM PLATE</div> <div>x2</div>	<div>8</div> <div></div> <div>REAR PANEL</div> <div>x1</div>
<div>9</div> <div></div> <div>PILLAR</div> <div>x1</div>	<div>10</div> <div></div> <div>PILLAR</div> <div>x1</div>		


HARDWARE

<div>A</div> <div></div> <div>MALE CAMLOCK</div> <div>x30</div>	<div>B</div> <div></div> <div>FEMALE CAMLOCK</div> <div>x30</div>	<div>C</div> <div></div> <div>WOOD DOWEL</div> <div>x10</div>	<div>D</div> <div></div> <div>SELF-TAPPING SCREW M5x50mm</div> <div>x8</div>
<div>E</div> <div></div> <div>PLASTIC WEDGE M3.5x14mm</div> <div>x4</div>	<div>F</div> <div></div> <div>STICKER</div> <div>x8</div>	<div>G</div> <div></div> <div>EVA PAD</div> <div>x4</div>	

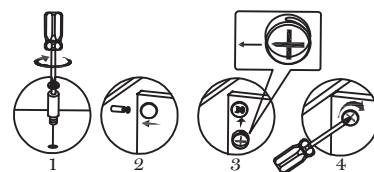
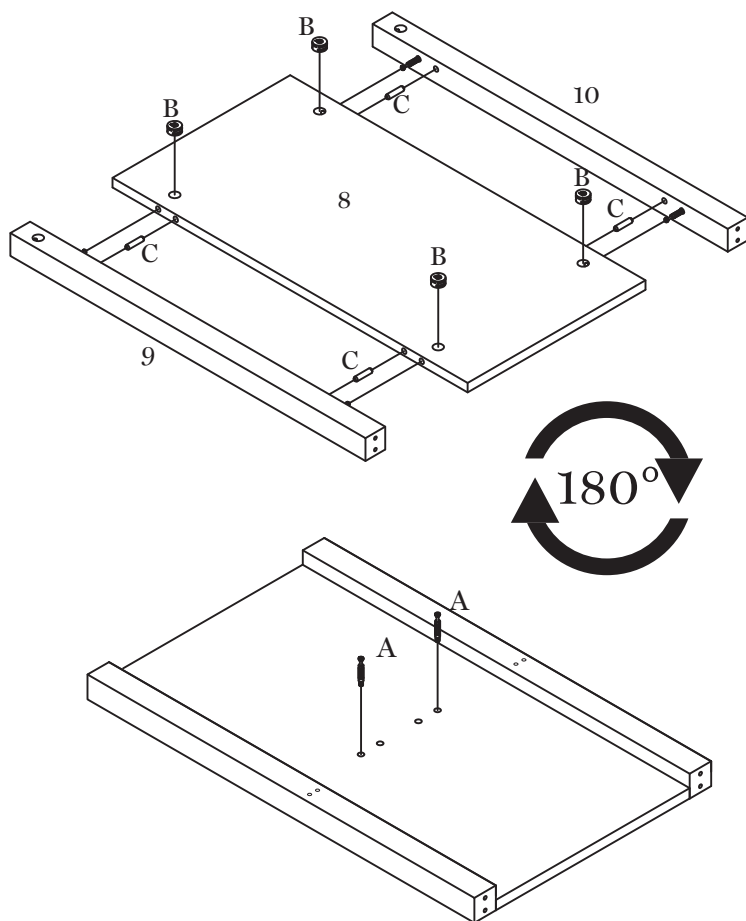
1




(A)  6PCS


(C)  4PCS

2

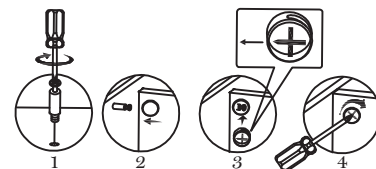
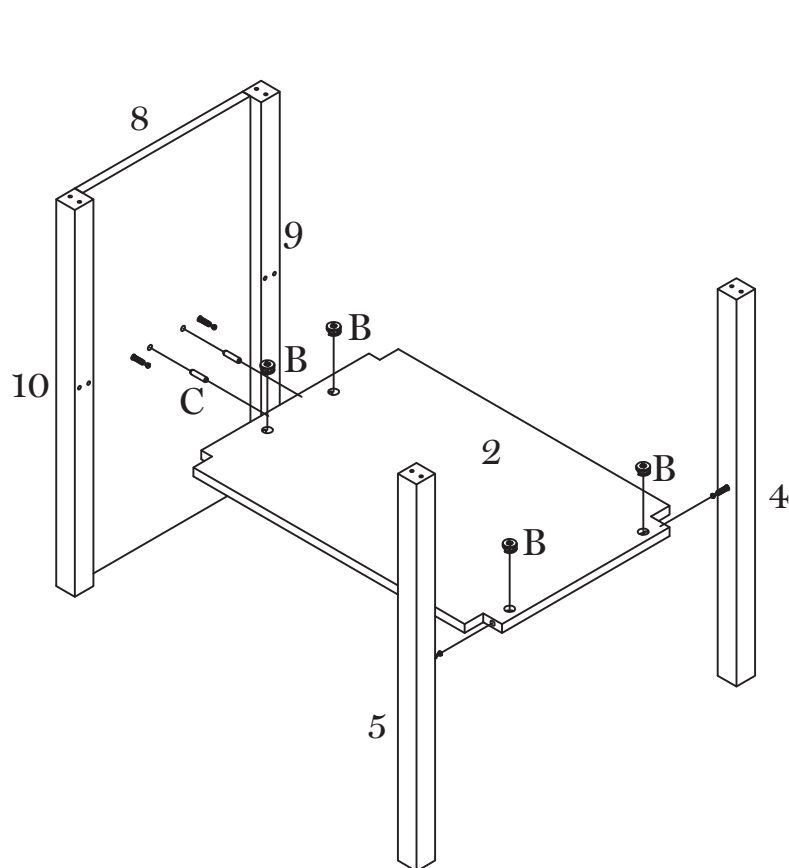





(A)  2PCS

(B)  4PCS 

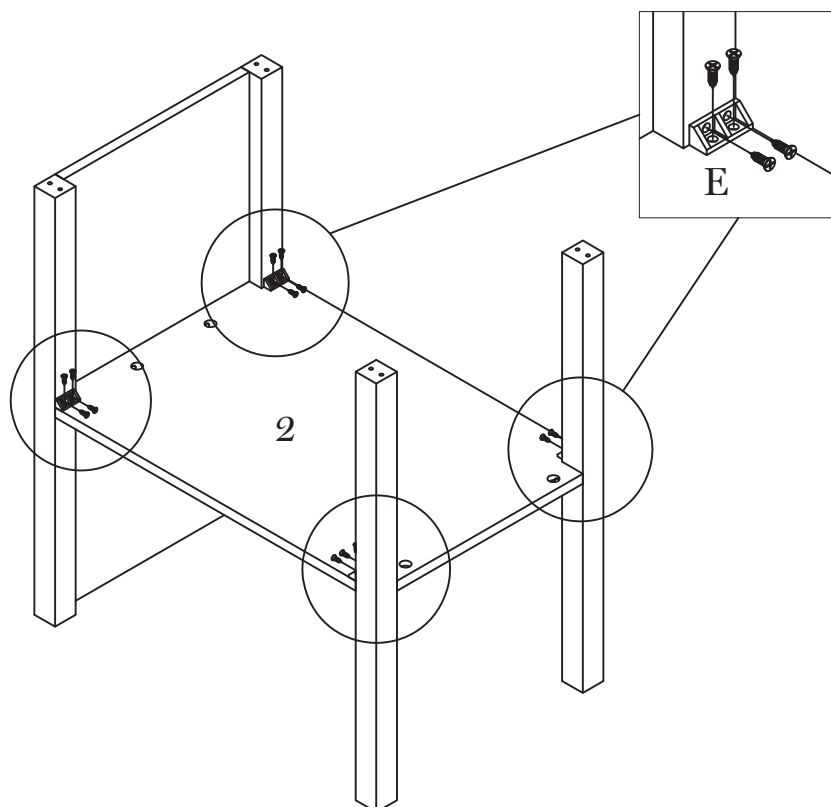
(C)  4PCS

3



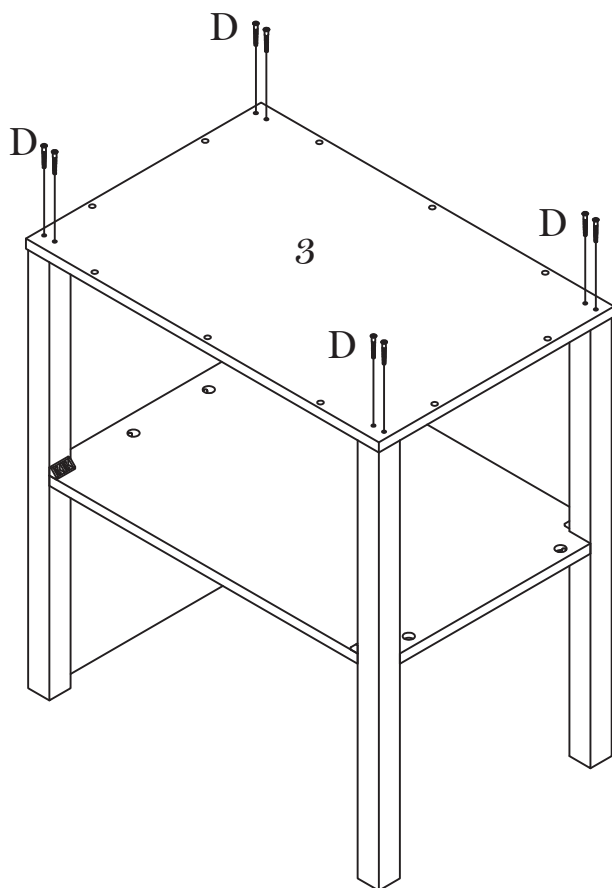
(B)		4PCS	
(C)		2PCS	

4

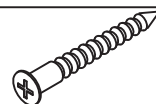


(E)		4PCS	
-----	---	------	--

5

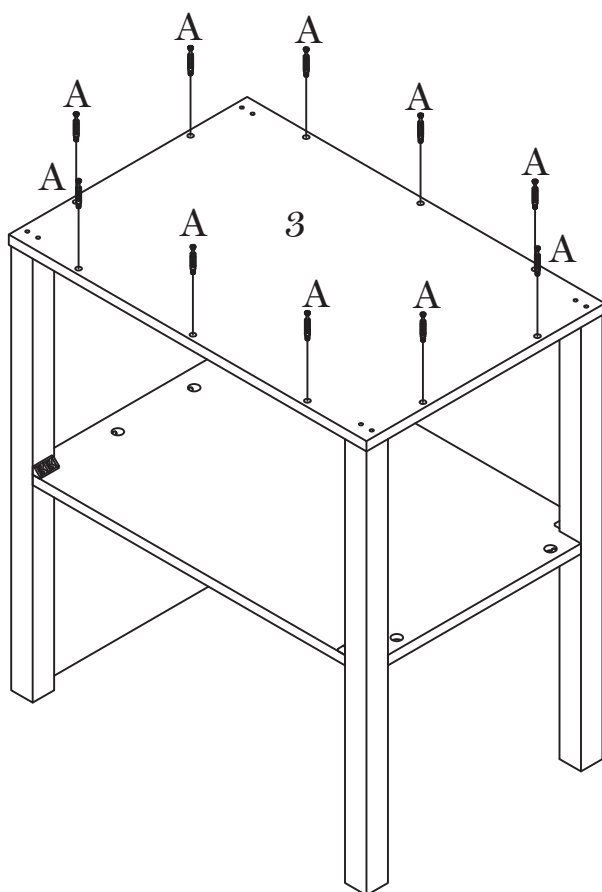


(D)



8PCS

6

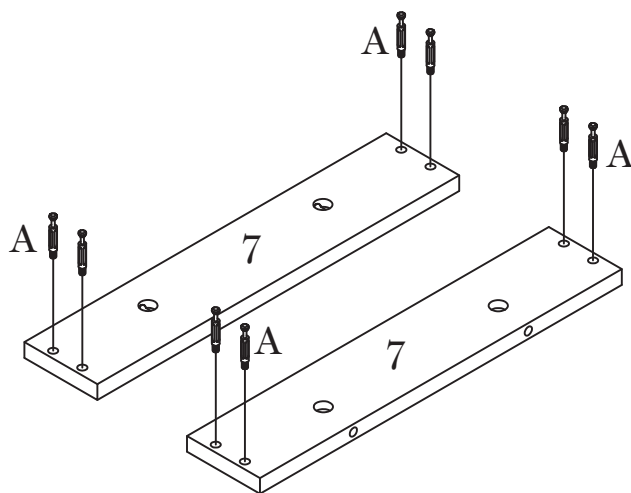


(A)



10PCS

7

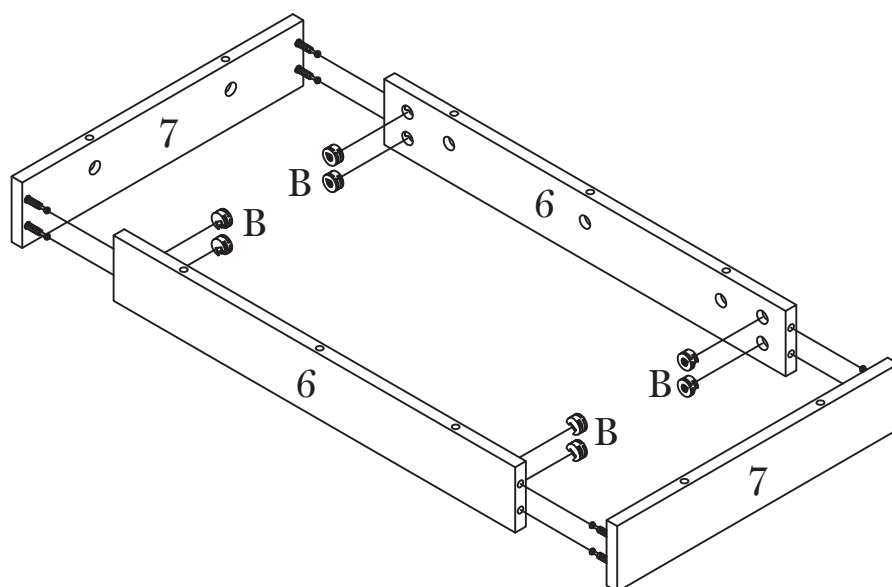
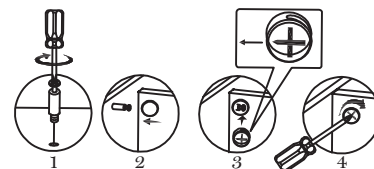


(A)



8PCS

8



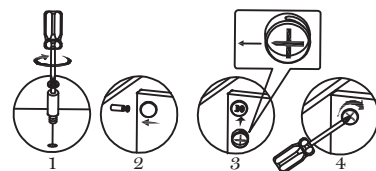
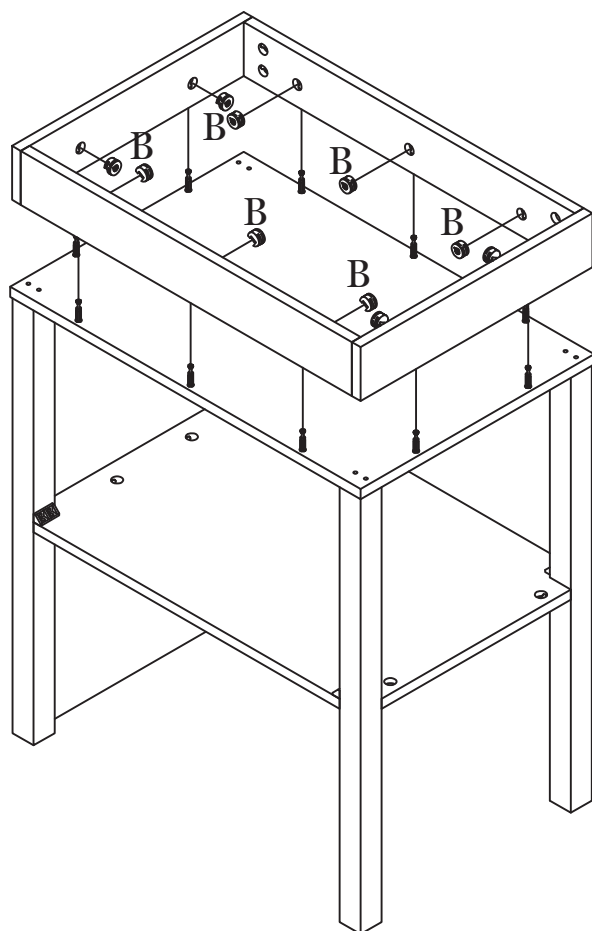
(B)



8PCS



9



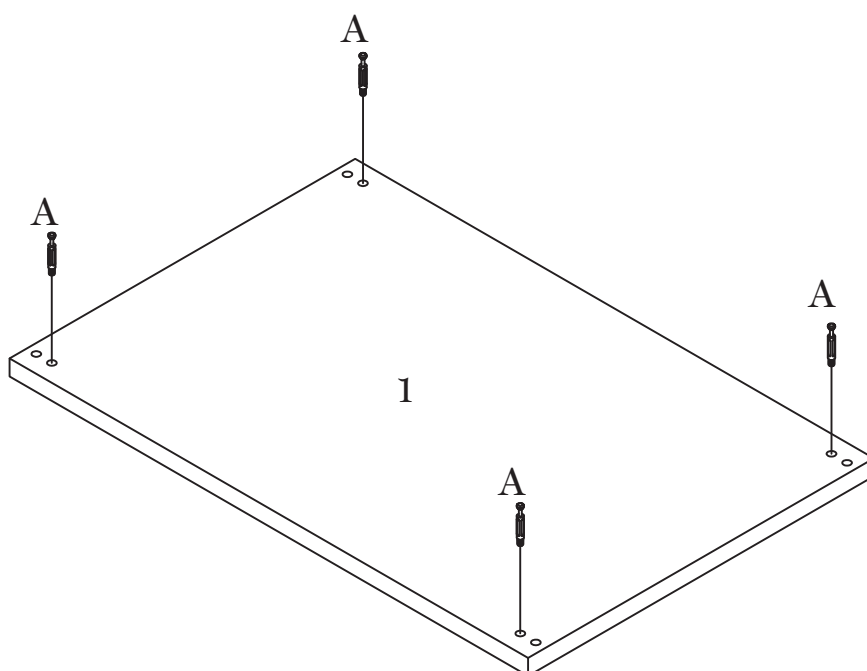
(B)



10PCS



10

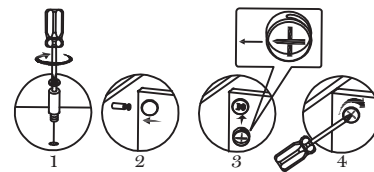
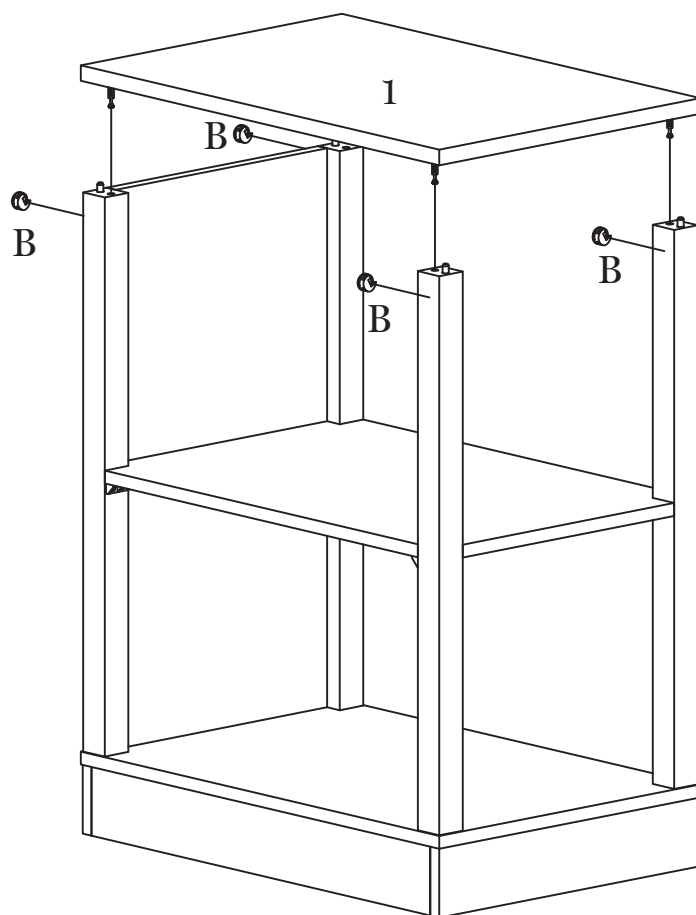


(A)



4PCS

11



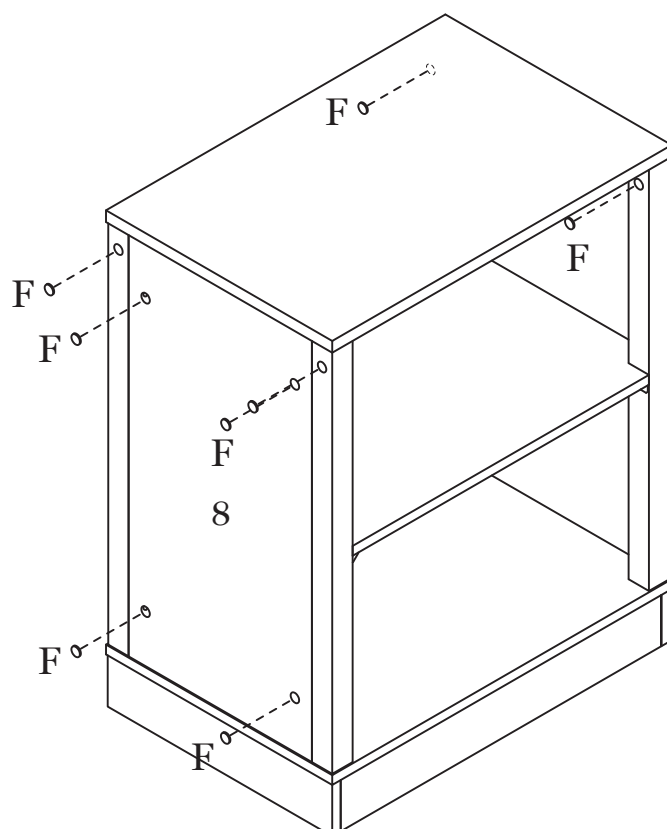
(B)



4PCS



12

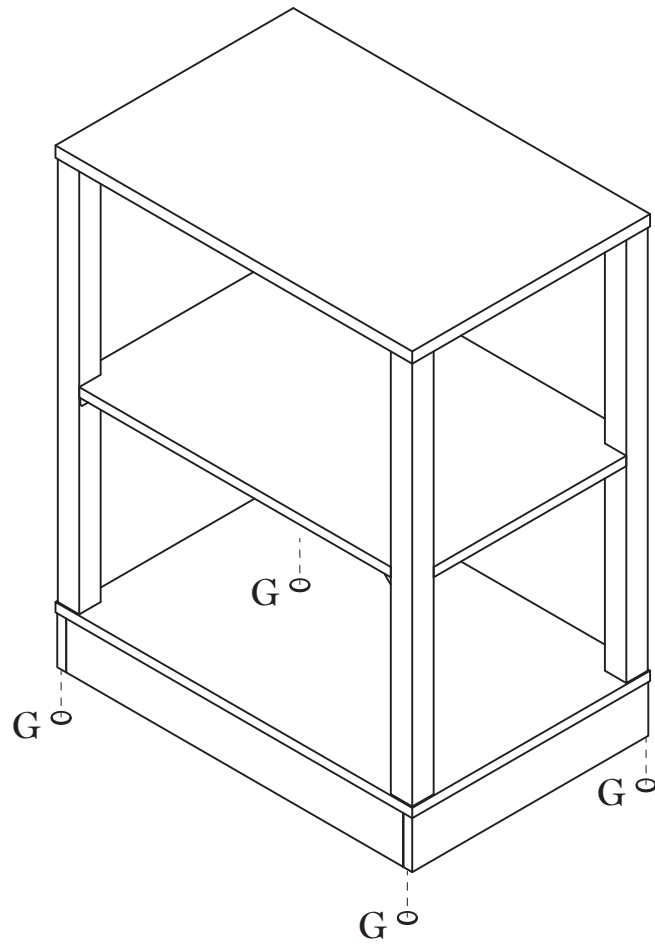


(F)



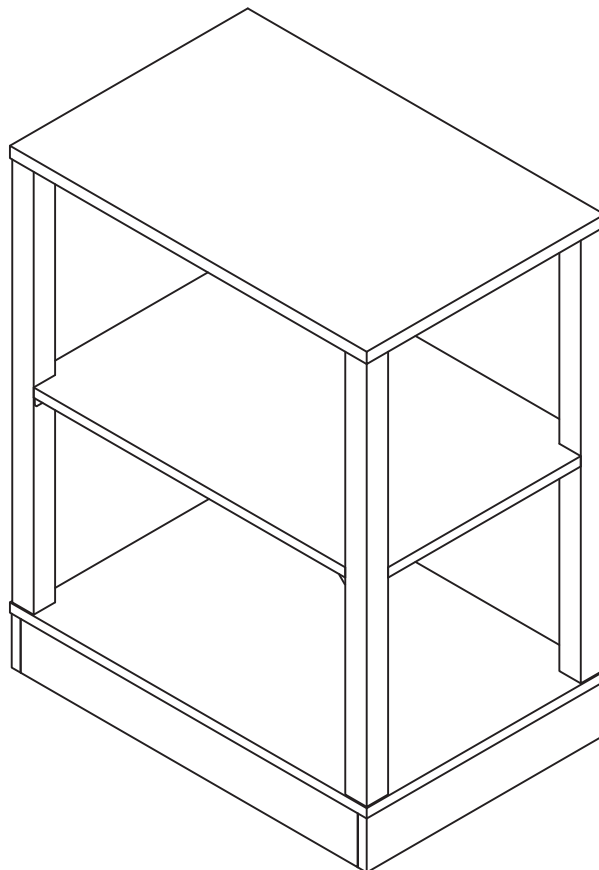
8PCS

13



Ⓔ 4PCS

14





Quality and Safety Guidelines

- Please follow the static and dynamic weight capacity limits provided on this item. If you are unsure of the weight capacities for this product, email us at customerexperience@theubiquegroup.com or call 866-552-2810.
- Please use this item on a stable, level surface only. All parts of the bookshelf base should contact the flooring surface when in use. Do not use this item if any instability is detected.
- Please do not slide this product when moving it.
- For maintenance instructions and replacement parts, please email us at customerexperience@theubiquegroup.com or call 866-552-2810.
- This item is intended to be used as a bookshelf only. Do not climb, stand or sit on this item. Do not use this item as a TV stand. Do not place heavy objects on top of this product.
- The item is intended to be used indoors.
- Please review and retain all assembly instructions, safety and quality guidelines and product warnings for future reference.
- Please inspect this product regularly to make sure there are no damaged or worn parts. Also inspect to make sure all hardware is tightened correctly and securely. For inspection instructions, please email us at customerexperience@theubiquegroup.com or call 866-552-2810.
- If any parts are damaged or worn, please stop using the product. Repair this product with manufacturer supplied parts only.
- For product longevity, product safety and product integrity, protect from wet and humid weather or other wet, humid or moist conditions and store indoors in a dry location.
- For additional storage and usage instructions, please email us at customerexperience@theubiquegroup.com or call 866-552-2810.
- Please visit www.theubiquegroup.com for our product warranty details or email us at customerexperience@theubiquegroup.com or call 866-552-2810.

File Cabinet

196861189395
196861189401



ASSEMBLY INSTRUCTIONS

Before You Begin: A Phillips screwdriver is required (Not Included).

Please identify all component parts and hardware pieces required before you begin. Carefully remove all of the components from the packaging and set aside for assembly. Assemble on a soft surface to prevent scratching during assembly.

Caution:

Tighten all components securely before use. Failure to do so may result in personal injury.

DO NOT use any sharp objects to open plastic wrapped components as damage to product or components may result.

Warning:

CHOKING HAZARD - Small Parts. Adult Assembly Required.

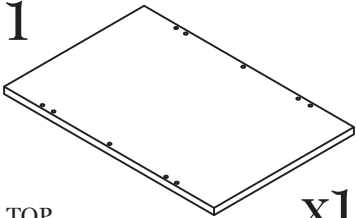
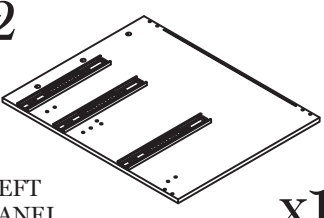
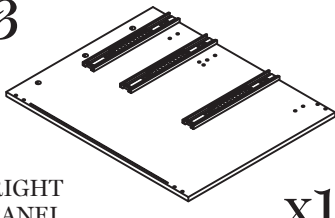
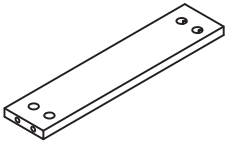
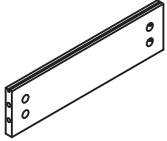
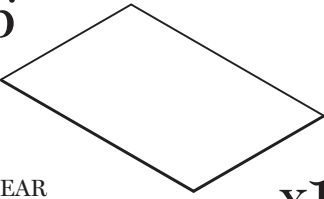
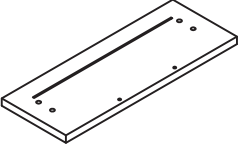
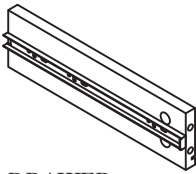
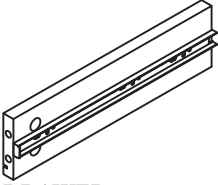
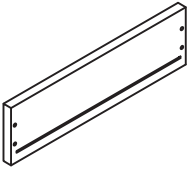
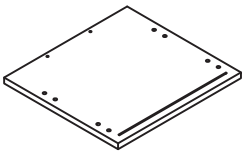
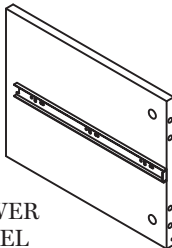
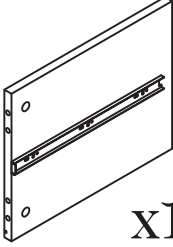
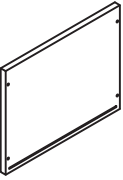
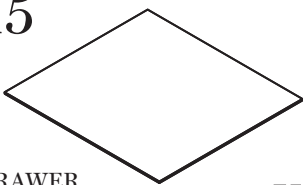
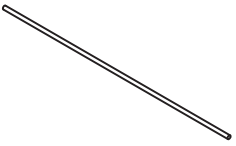
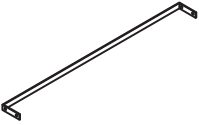
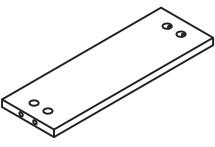
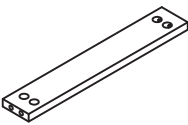
DO NOT ALLOW CHILDREN TO CLIMB ON FURNITURE

Serious or fatal injuries can occur from furniture tipping over. You must install Tipping Restraint Hardware (where included) to help prevent the unit from tipping and causing accidental injury, instability, death or damage. The tipping restraint is intended only as a safety measure, it is not a substitute for proper adult supervision.



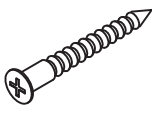

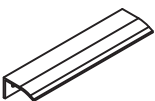

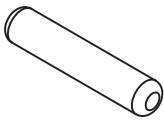
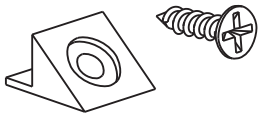
To help prevent furniture from tipping over it must be permanently attached to the wall. Anti-Tip Safety Wall Straps suitable for the unit weight and wall materials (if not included) should be purchased and installed.

.....
Customer Service Email: CustomerExperience@theubiquegroup.com | Phone: 866-552-2810

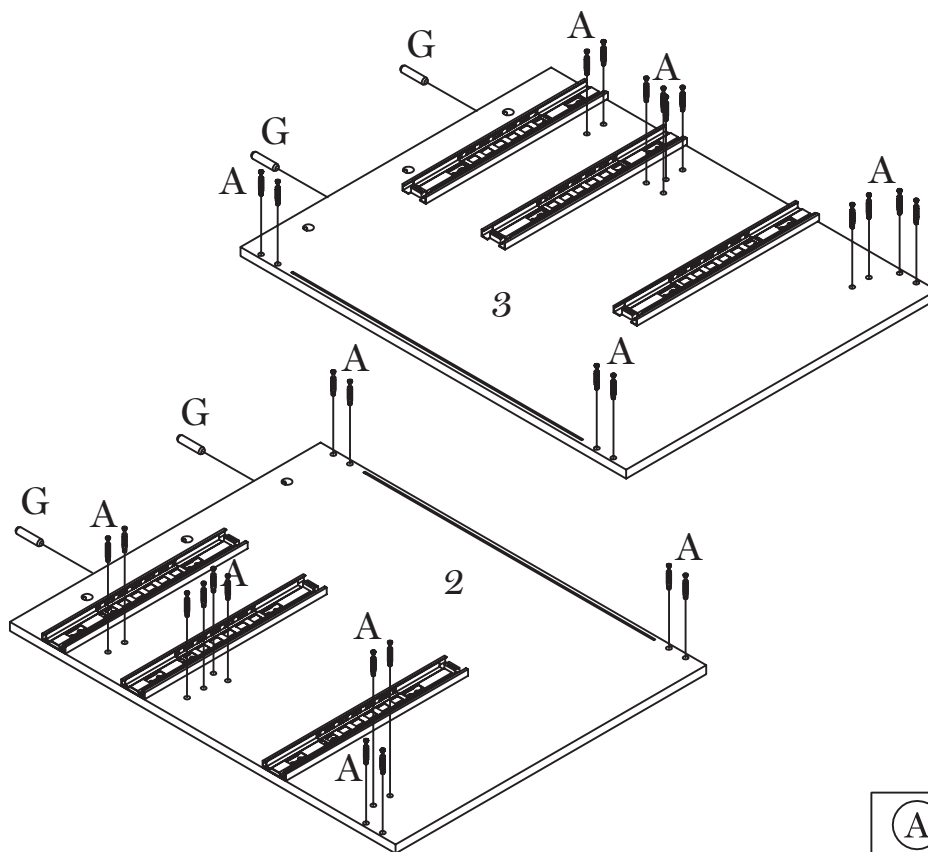
PARTS

1  TOP x1	2  LEFT PANEL x1	3  RIGHT PANEL x1	4  LOWER BAFFLE x1
5  REAR SUPPORT PANEL x2	6  REAR PANEL x1	7  SMALL DRAWER PANEL x2	8  SMALL DRAWER LEFT PANEL x2
9  SMALL DRAWER RIGHT PANEL x2	10  SMALL DRAWER BACK PANEL x2	11  BIG DRAWER PANEL x1	12  BIG DRAWER LEFT PANEL x1
13  BIG DRAWER RIGHT PANEL x1	14  BIG DRAWER BACK PANEL x1	15  DRAWER BOTTOM PANEL x3	16  STEEL BAR x1
17  IRON SHEET x1	18  FRONT BRACE x3	19  FRONT BRACE x1	

HARDWARE

A  MALE CAMLOCK x46	B  FEMALE CAMLOCK x46	C  SELF-TAPPING SCREW M5x50mm x12	D  SELF-TAPPING SCREW M3.5x14mm x10
E  DRAWER PULL x3	F  EVA PAD x4	G  WOOD DOWEL x8	H  BACK PLATE BUCKLE x4

1



(A)



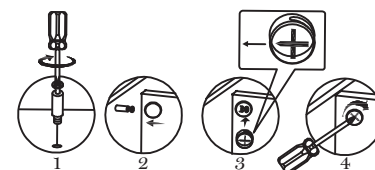
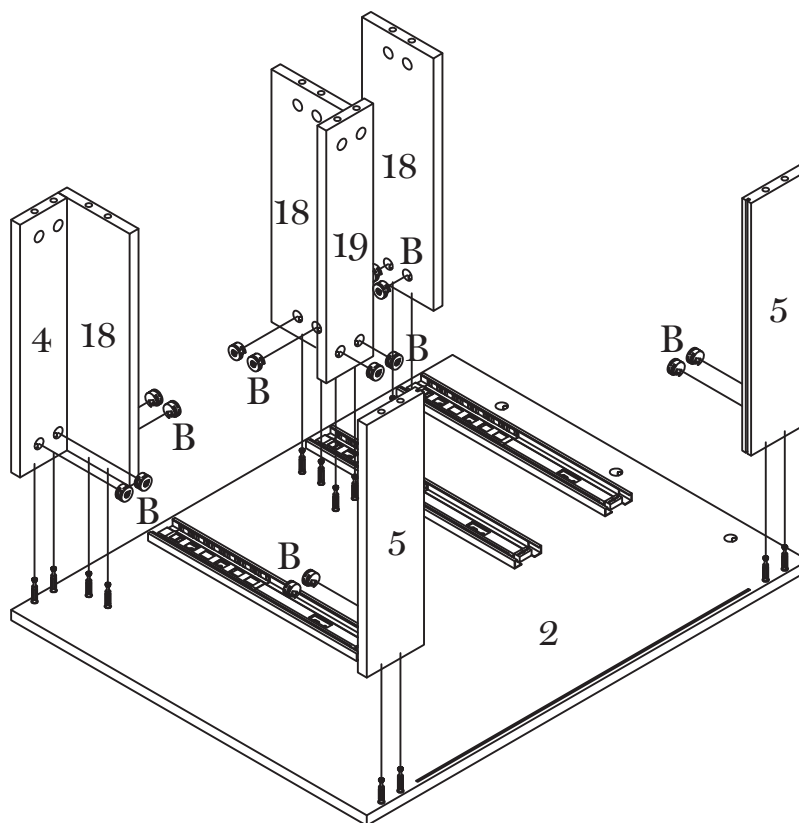
28PCS

(G)



4PCS

2



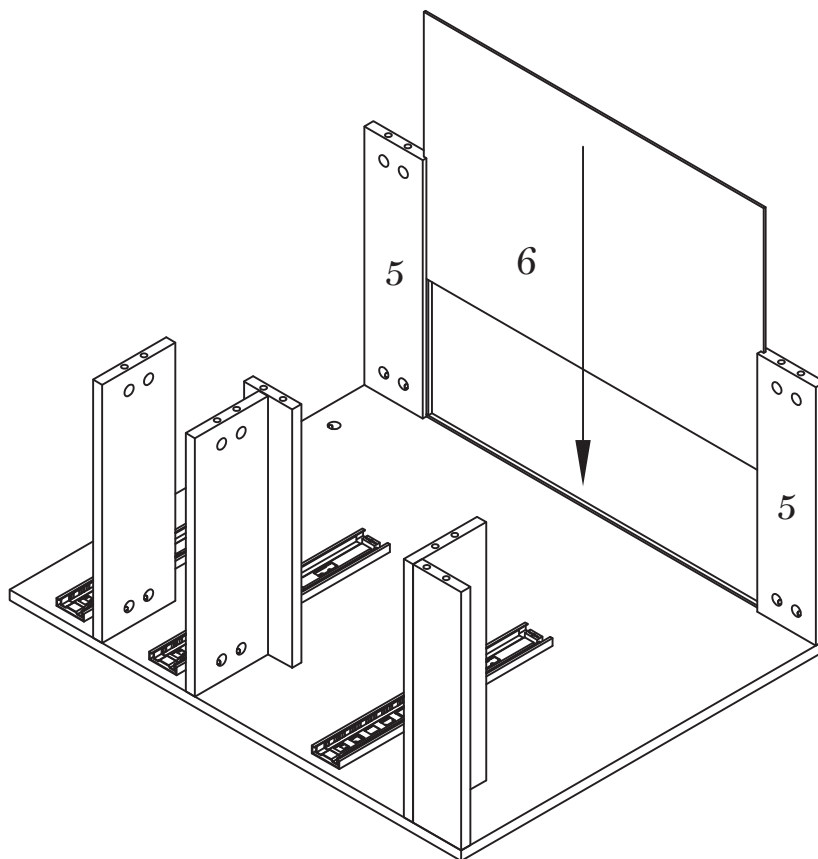
(B)



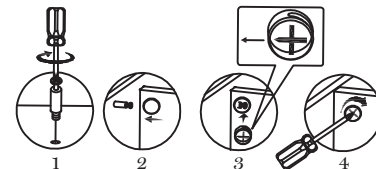
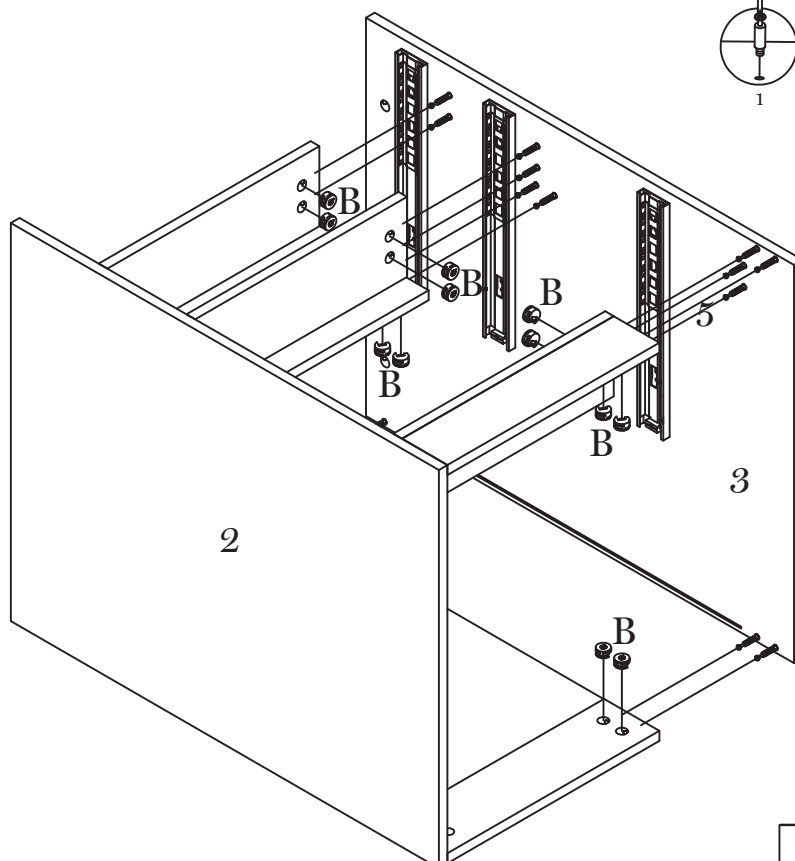
14PCS



3



4

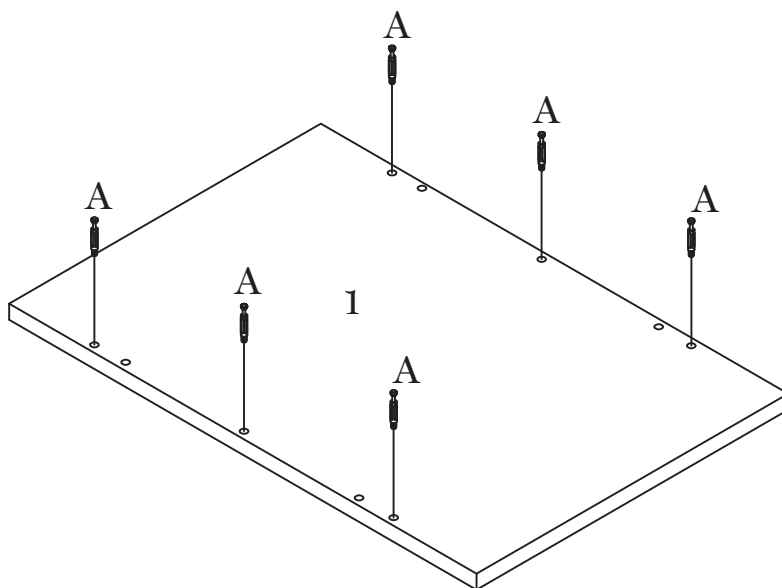


(B)



14PCS

5

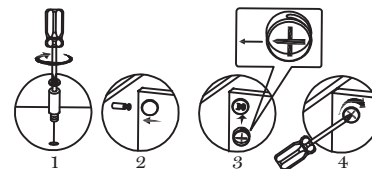
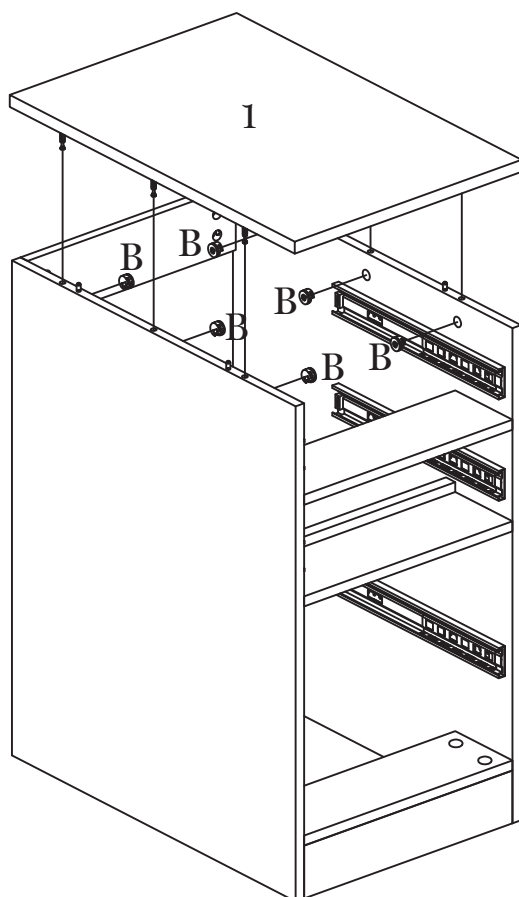


A



6PCS

6



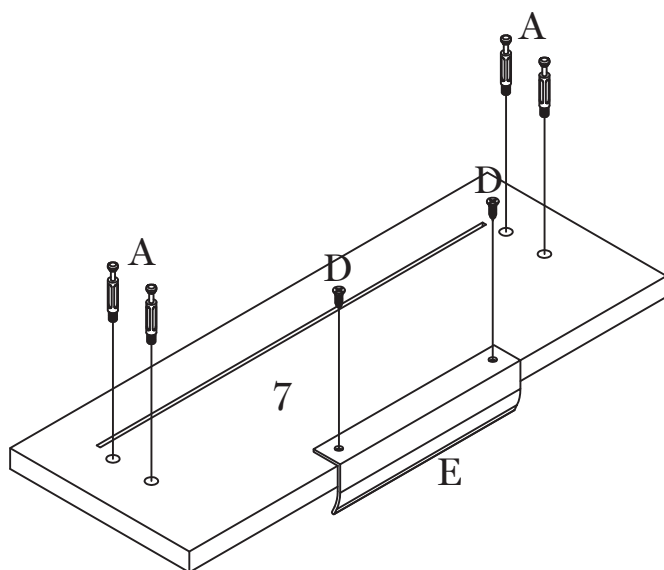
B






6PCS



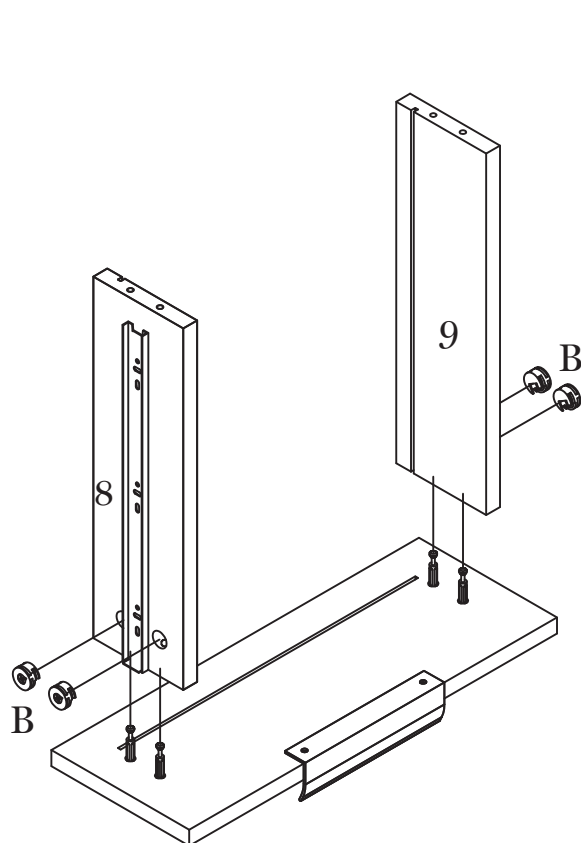
7



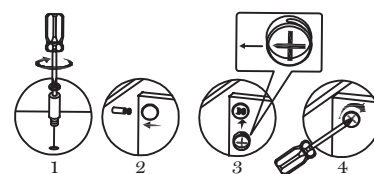
x2

(A)		8PCS
(D)		4PCS
(E)		2PCS

8

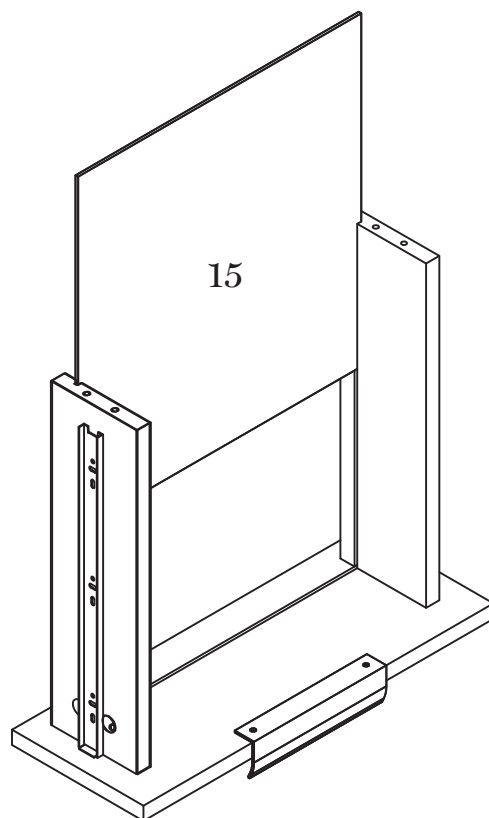


x2



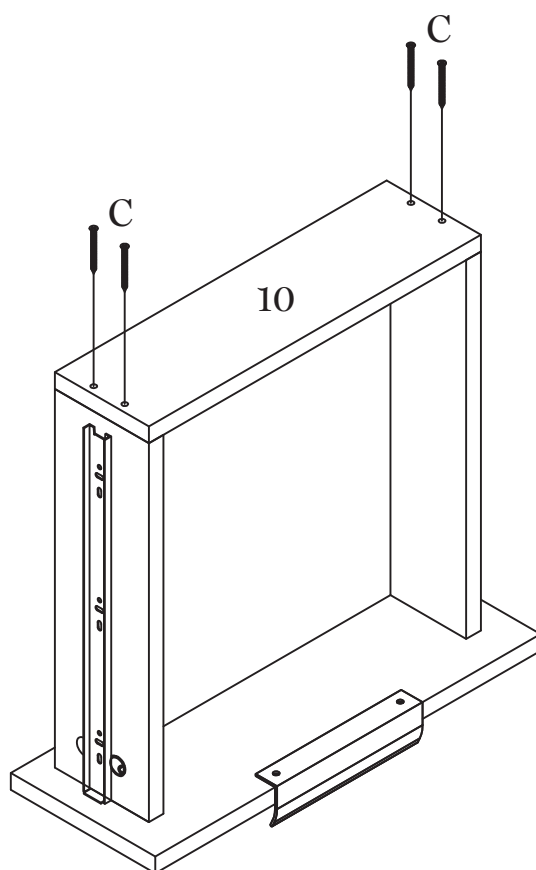
(B)		8PCS
-----	---	------

9



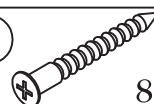
x2

10



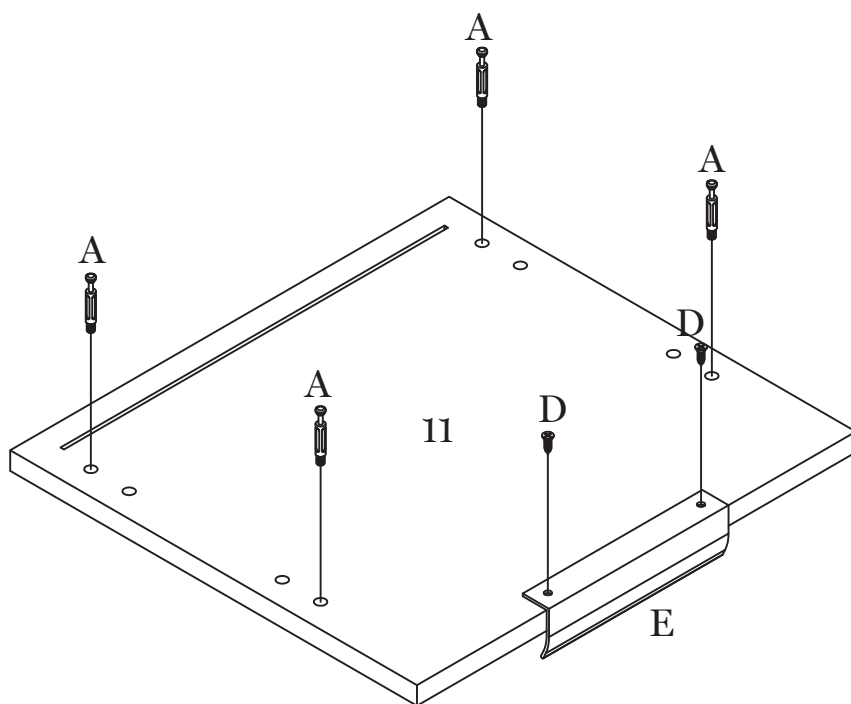
x2




(C)



8PCS

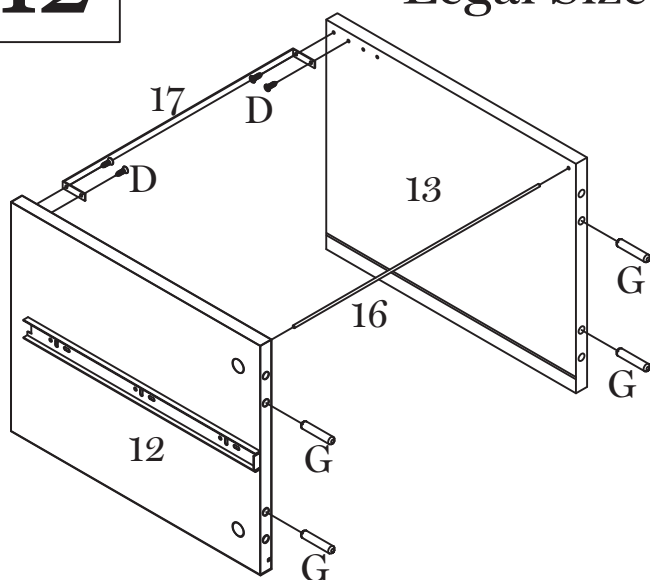
11



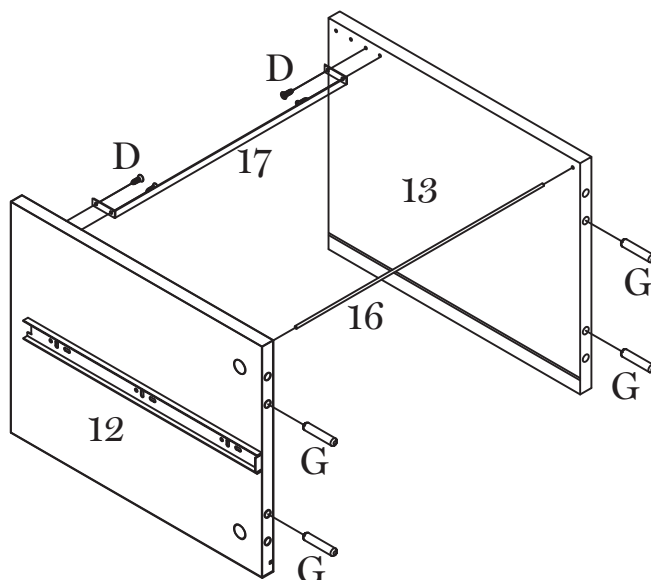
(A)		4PCS
(D)		2PCS
(E)		1PC



12

Legal Size

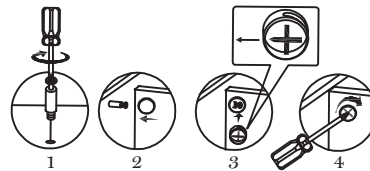
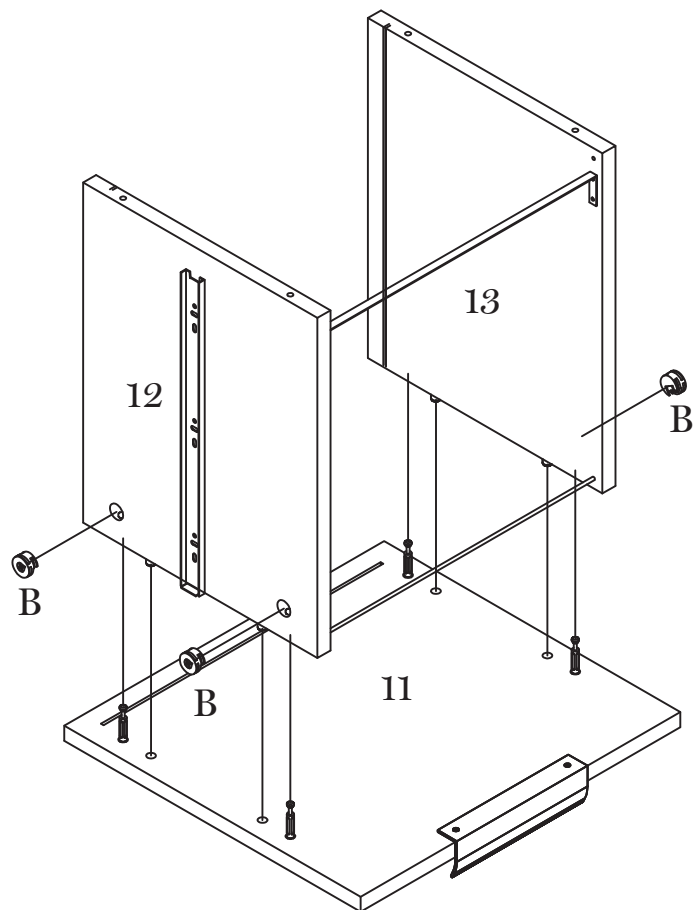


Letter Size



(D)		4PCS
(G)		4PCS

13



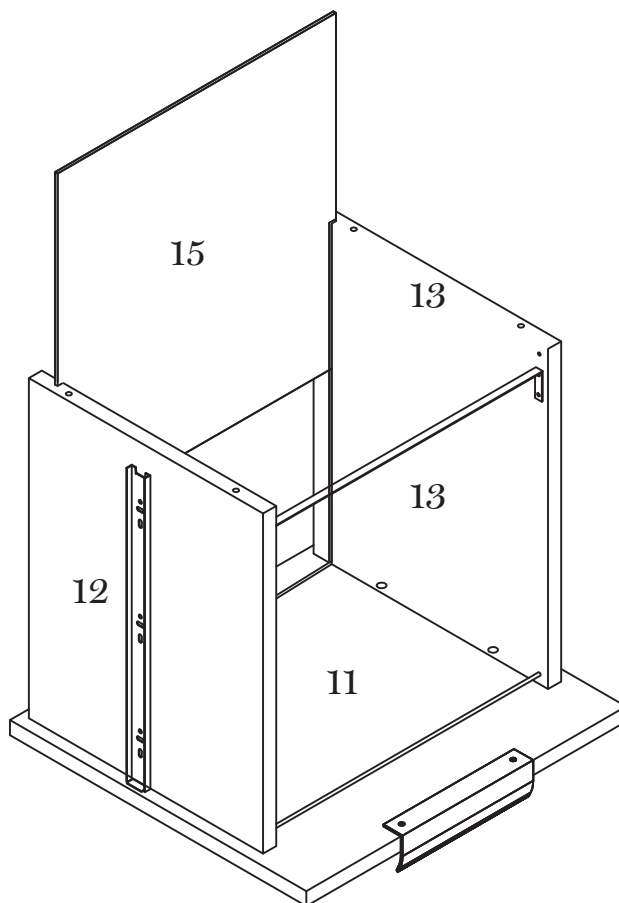
(B)



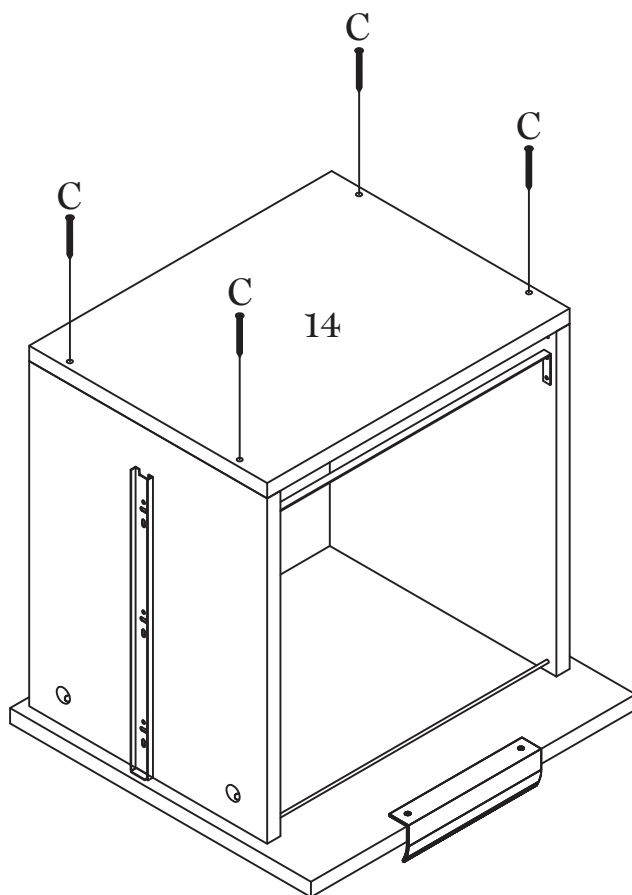
4PCS




14



15

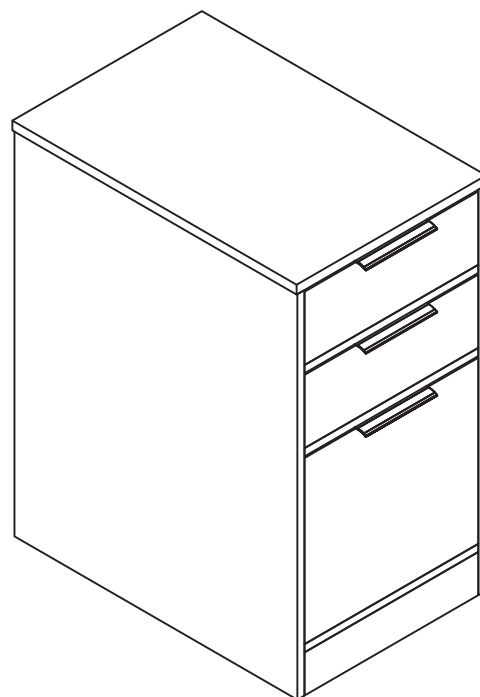
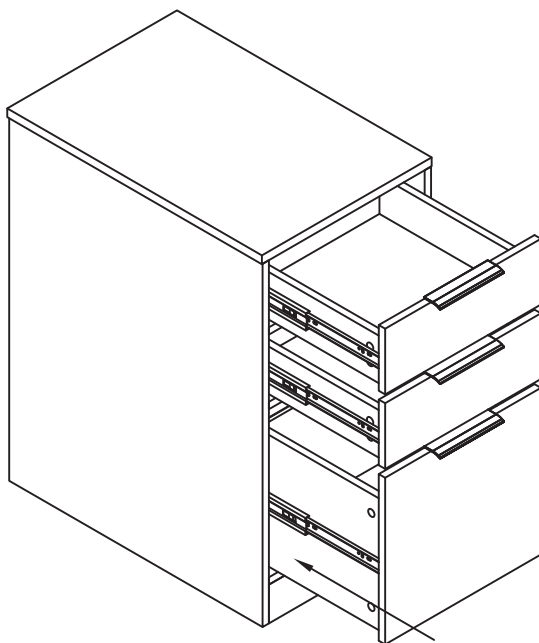


Ⓒ

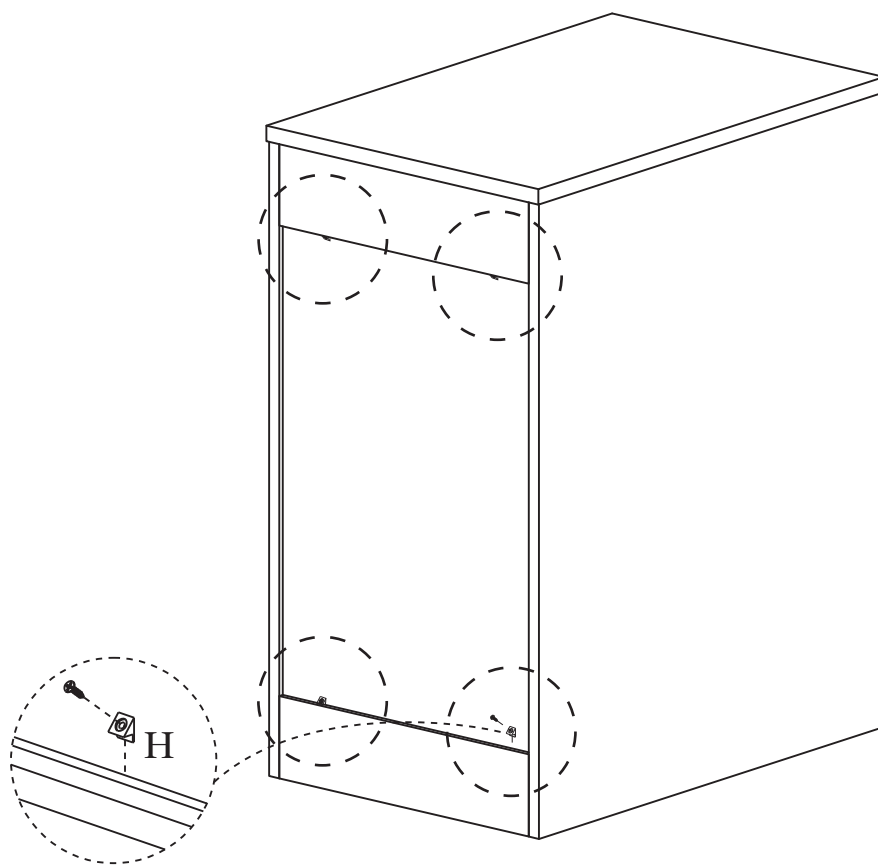



4PCS

16

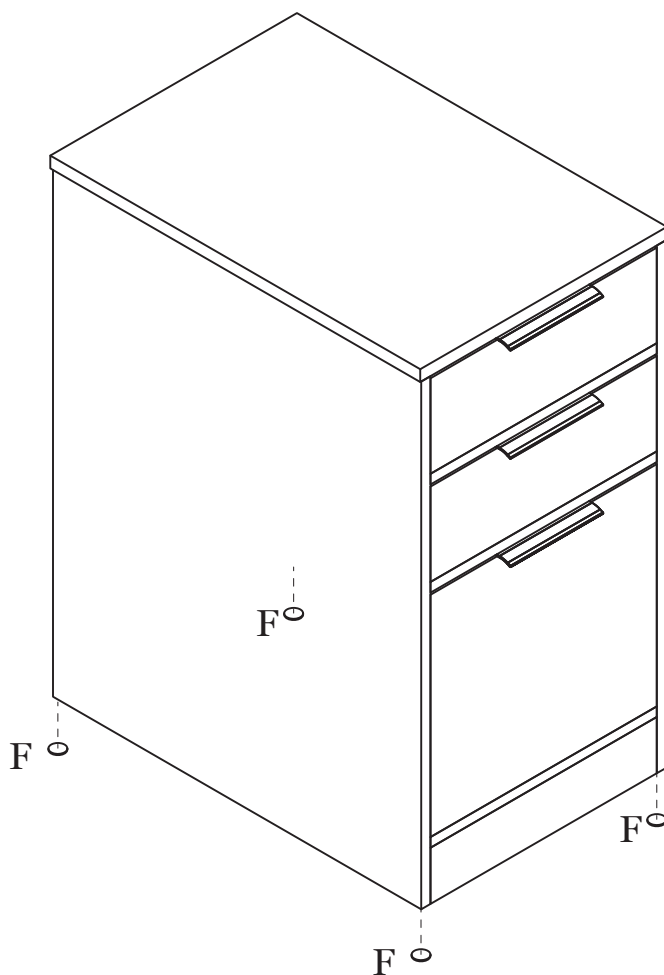



17



(H)  4PCS

18



(F)  4PCS

Quality and Safety Guidelines

- Please follow the static and dynamic weight capacity limits provided on this item. If you are unsure of the weight capacities for this product, email us at customerexperience@theubiquegroup.com or call 866-552-2810.
- Please use this item on a stable, level surface only. All parts of the filing cabinet base should contact the flooring surface when in use. Do not use this item if any instability is detected.
- Please do not slide this product when moving it. Please team lift the item while repositioning it.
- For maintenance instructions and replacement parts, please email us at customerexperience@theubiquegroup.com or call 866-552-2810.
- This item is intended to be used as a filing cabinet only. Do not climb, stand or sit on this item. Do not use this item as a TV stand. Do not place heavy objects on top of this product.
- The item is intended to be used indoors.
- Please inspect this product regularly to make sure there are no damaged or worn parts. Also inspect to make sure all hardware is tightened correctly and securely. For inspection instructions, please email us at customerexperience@theubiquegroup.com or call 866-552-2810.
- If any parts are damaged or worn, please stop using the product. Repair this product with manufacturer supplied parts only.
- For product longevity, product safety and product integrity, protect from wet and humid weather or other wet, humid or moist conditions and store indoors in a dry location.
- For additional storage and usage instructions, please email us at customerexperience@theubiquegroup.com or call 866-552-2810.
- Please visit www.theubiquegroup.com for our product warranty details or email us at customerexperience@theubiquegroup.com or call 866-552-2810.