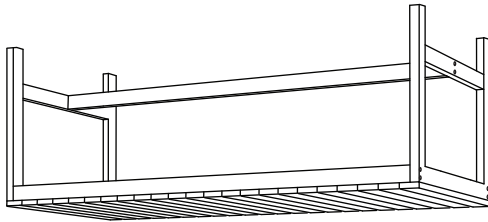


TRAVIRA BACKLESS BENCH - 48"
ITEMS - TVBB48N, TVBB48V



OXFORD GARDEN

About Aluminum and Tekwood

Powder coated aluminum takes metal to a new level of durability. Scratch and rust resistant and long lasting, powder coated aluminum offers high quality with attractiveness. Tekwood is a wood-alternative developed from polystyrene. Available in a natural or vintage finish, Tekwood provides the look of wood without the weathering process or maintenance.

Care Instruction

Aluminum requires little maintenance, however a regular cleaning is recommended to keep furniture looking new. Wash gently with a mild cleanser, rinse well and let dry. Tekwood requires little maintenance and will withstand the elements as a durable, weather-resistant material. Wash gently with a mild cleanser, rinse well and let dry.

Paint or any products with polyurethane are not recommended, as application of these products will void the warranty.

For additional information regarding our warranty, please visit www.oxfordgarden.com

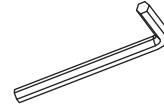
Assembly Instructions

page 1

Travira 48" Backless Bench - Tekwood


Tools (included)

Allen Wrench
QUANTITY: 1



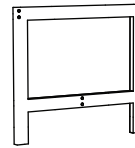
Hardware

A Bolt
QUANTITY: 13

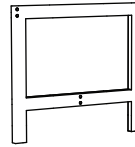


Components

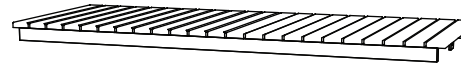
1 Right Leg Assembly
QUANTITY: 1



2 Left Leg Assembly
QUANTITY: 1



3 Seat
QUANTITY: 1

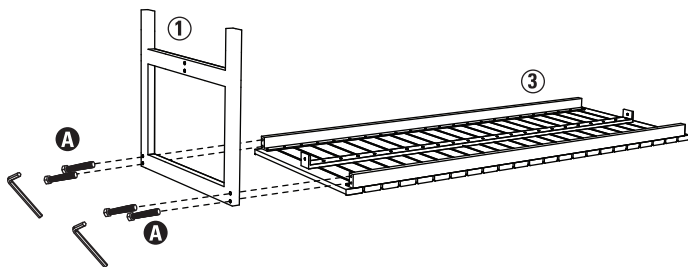


4 Support Rail
QUANTITY: 1



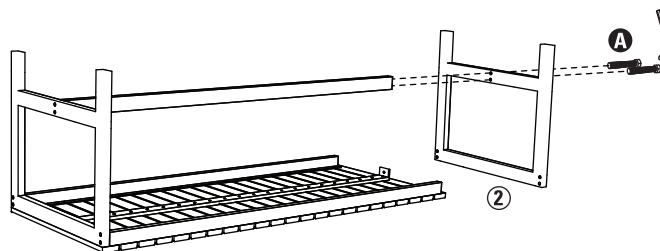
Step 1

Lay seat assembly ③ on a clean flat surface. Using the allen wrench provided, connect the right leg assembly ① to the seat using four bolts **A**.



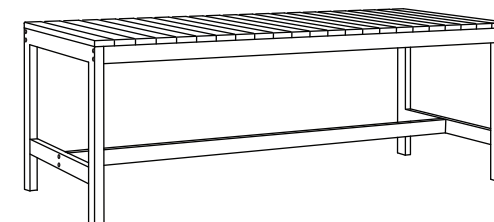
Step 3

Insert the remaining leg ② into the already assembled parts. Secure the leg to the support rail by using two bolts.



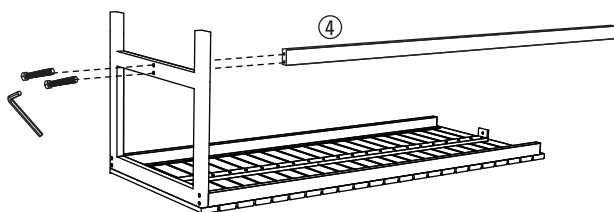
Step 5

Turn right side up and enjoy!



Step 2

Next, insert support rail ④ to the already assembled right leg. Secure using two bolts as shown.
Note: Keep supported until remaining leg assembly is secure.



Step 4

Further secure the leg by using four bolts as shown.

