

Metalux AP Series

DESCRIPTION

SLSTP is our newest lensed LED striplight series. This new low profile, high quality luminaire offering the latest solid state lighting and electronic driver technology for optimal performance and energy efficiency. With it's low profile design, this series is an ideal solution for size restricted spaces while meeting traditional requirements for single or continuous row applications.

The SLSTP is an excellent solution for commercial, industrial, retail and residential applications, whether for new construction or simply fluorescent retrofit replacement.

Catalog #		Type
Project		
Comments		Date
Prepared by		

SPECIFICATION FEATURES

Construction

Fixture channel, cover and end plates are formed from cold rolled steel and offer a clean aesthetic while offering all of the features that customers need for installation. This product series is offered post painted for ease of handling. Decorative end caps snap-on for an improved aesthetic finish. This product series is suitable for either single or continuous row applications.

Controls

Equipped standard with a 0-10V continuous dimming driver that works with any standard 0-10V control/dimmer. Dimming range is 10% to 100%; varies by control device. Combine with energy saving products like occupancy sensors, daylighting controls, and lighting relay panels to maximize energy savings. For motion control, reference options for both end and middle of the row applications.

Electrical

Long-Life LED system coupled with an energy-efficient electronic driver either UNV (120-277V), 0-10V or 120V triac delivers optimal lighting performance. Both drivers offer smooth dimming and are capable with a number of residential and commercial dimmers. See dimmer compatibility. LED's CCT are 4000K with a CRI ≥ 80. Projected life is 50,000 hours at 70% lumen output.

Finish

Post painted with high reflective paint – standard.

Shielding

SLSTP offers a frost lens. Additionally, decorative end caps are provided for single and end of the row applications.

Installation

Fixture may be surface, pendant, stem or wall mounted. See accessories below in ordering information.

Compliance

Components are UL/CUL recognized. Product is damp location listed. Indoor luminaires are CSA listed for 40°C ambient environments, RoHS compliant, and comply with IESNA LM-79. LEDs comply with LM-80 standards. DesignLights Consortium® Qualified. Refer to www.designlights.org Qualified Products List under Family Models for details.

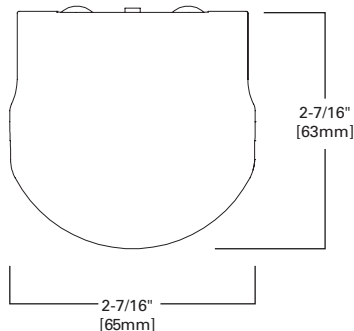
Warranty

Five-year warranty.

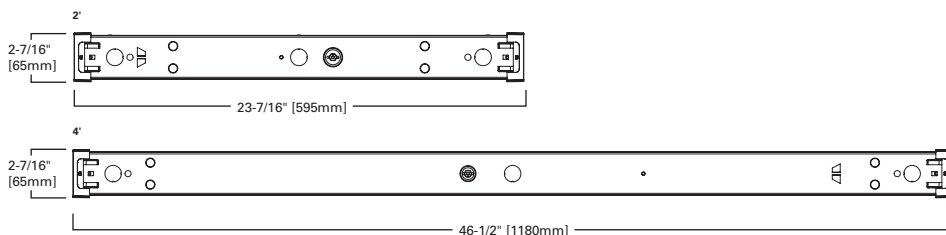


SLSTP LENSED LED

Lensed LED Striplight



MOUNTING DATA



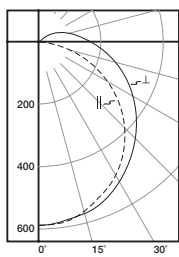
Catalog Number	Product Description	UPC	Package
2SLSTP1040DD-120V	2 ft. Mini LED Striplight, 1000 lum 120V	080083705771	Unit
2SLSTP2040DD-120V	2 ft. Mini LED Striplight, 2000 lum, 120V	080083705788	Unit
4SLSTP2040DD-120V	4 ft. Mini LED Striplight, 2000 lum, 120V	080083705795	Unit
4SLSTP4040DD-120V	4 ft. Mini LED Striplight, 4000 lum, 120V	080083705801	Unit
4SLSTP2040DD-UNV	4 ft. Mini LED Striplight, 2000 lum, UNV	080083705818	Unit
4SLSTP4040DD-UNV	4 ft. Mini LED Striplight, 4000 lum, UNV	080083705825	Unit

LINEAR DISCONNECT

Safe and convenient means of disconnecting power



PHOTOMETRICS



2SLSTP2040DD-120V

Electronic Driver
 Linear LED 4000K
 Spacing criterion:
 (||) 1.2 x mounting
 height, (⊥) 1.3 x
 mounting height
 Lumens: 2176
 Input Watts: 22.7W
 Efficacy: 95.9 lm/W
 Test Report:
 2SLSTP2040DD-120V.
 IES

Candlepower

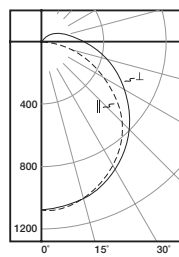
Angle	Along	45°	Across ⊥
0	590	590	590
5	586	588	589
10	578	580	583
15	563	568	571
20	544	550	557
25	520	529	538
30	496	503	516
35	460	474	492
40	425	443	465
45	387	409	437
50	345	374	409
55	300	337	377
60	254	300	346
65	205	262	315
70	155	226	283
75	104	192	252
80	57	159	222
85	19	130	194
90	1	105	167

Coefficients of Utilization

rc rw RCR	Effective floor cavity reflectance																							
	80%				70%				50%				30%				10%				0%			
	70	50	30	10	70	50	30	10	50	30	10	50	30	10	50	30	10	50	30	10	50	30	10	
0	117	117	117	117	113	113	113	113	106	106	106	99	99	99	93	93	93	90						
1	104	99	94	89	100	95	91	87	89	85	82	84	81	78	78	76	74	71						
2	94	85	77	71	90	82	75	69	77	71	66	72	67	63	68	64	60	57						
3	85	74	65	58	82	72	63	57	67	60	55	63	57	52	59	54	50	48						
4	78	65	56	49	75	63	54	48	59	52	46	56	49	44	52	47	43	40						
5	71	58	48	41	69	56	47	41	53	45	39	50	43	38	47	41	37	34						
6	66	52	43	36	63	50	42	35	48	40	34	45	38	33	43	37	32	30						
7	61	47	38	32	59	46	37	31	43	36	30	41	34	29	39	33	28	26						
8	57	43	34	28	54	42	33	28	39	32	27	37	31	26	36	30	25	23						
9	53	39	31	25	51	38	30	25	36	29	24	35	28	23	33	27	23	21						
10	50	36	28	23	48	35	28	22	34	27	22	32	26	21	30	25	21	19						

Zonal Lumen Summary

Zone	Lumens	% Fixture
0-30	461	21.2
0-40	759	34.9
0-60	1379	63.4
0-90	1967	90.4
0-180	2176	100.0



4SLSTP4040DD-UNV-277V

Electronic Driver
 Linear LED 4000K
 Spacing criterion:
 (||) 1.3 x mounting
 height, (⊥) 1.3 x
 mounting height
 Lumens: 3944
 Input Watts: 41.9W
 Efficacy: 94.1 lm/W
 Test Report:
 4SLSTP4040DD-UNV-
 277V.IES

Candlepower

Angle	Along	45°	Across ⊥
0	1077	1077	1077
5	1082	1065	1070
10	1067	1053	1060
15	1043	1031	1040
20	1009	1002	1014
25	968	965	980
30	918	921	940
35	860	872	891
40	796	816	842
45	727	755	787
50	649	687	728
55	567	617	669
60	483	546	607
65	391	473	545
70	295	404	485
75	202	338	427
80	112	276	372
85	37	220	317
90	1	173	268

Coefficients of Utilization

rc rw RCR	Effective floor cavity reflectance																							
	80%				70%				50%				30%				10%				0%			
	70	50	30	10	70	50	30	10	50	30	10	50	30	10	50	30	10	50	30	10	50	30	10	
0	117	117	117	117	113	113	113	113	106	106	106	99	99	99	93	93	93	90						
1	105	99	94	89	101	96	91	87	90	86	82	84	81	78	79	76	74	71						
2	94	85	78	71	91	82	76	70	77	71	67	72	68	64	68	64	61	58						
3	86	74	65	58	82	72	64	57	67	61	55	63	58	53	60	55	51	48						
4	78	65	56	49	75	63	55	48	60	52	46	56	50	45	53	47	43	41						
5	72	58	49	42	69	56	48	41	53	46	40	50	44	38	47	42	37	35						
6	66	52	43	36	63	51	42	36	48	40	35	45	39	34	43	37	33	30						
7	61	47	38	32	59	46	37	31	43	36	31	41	35	30	39	33	29	27						
8	57	43	34	28	55	42	34	28	40	32	27	38	31	26	36	30	26	24						
9	53	39	31	25	51	38	30	25	36	29	24	35	28	24	33	27	23	21						
10	50	36	28	23	48	35	28	23	34	27	22	32	26	21	31	25	21	19						

Zonal Lumen Summary

Zone	Lumens	% Fixture
0-30	843	21.4
0-40	1391	35.3
0-60	2527	64.1
0-90	3561	90.3
0-180	3944	100.0