



# Highline®

Two-piece elongated toilet, 1.28 gpf  
**K-3889-T**

## Features

- Two-piece design
- Elongated bowl offers added room and comfort
- Comfort Height® feature offers chair-height seating that makes sitting down and standing up easier for most adults
- Left-hand Polished Chrome trip lever
- Tank cover locks included
- Combination consists of the K-4467-T tank and the K-4373 bowl
- Eligible for consumer rebates in some municipalities
- 1.28 gpf (4.8 lpf)
- 2-1/8" (54 mm) fully glazed trapway
- Class Five® canister optimizes the flow out of the tank, harnessing gravity and the natural powerful reducing cascade of water to increase the power and effectiveness of the flush

## Installation

- 10" (254 mm) rough-in
- Three-bolt quick-connect installation
- Seat and supply line sold separately

## Recommended Products/Accessories

K-5588 Purefresh® Deodorizing elongated toilet seat  
K-4108 PureWash® E750 Elongated bidet toilet seat with remote control  
K-5420 Low-Profile Bolt Caps  
K-9379 Trip Lever  
1023457 Wax Ring/Hardware Kit  
1265114 Connector Hose  
K-23726 Drain treatment  
K-4639-RL Cachet® ReadyLatch® Quiet-Close™ round-front toilet seat  
K-4636-RL Cachet® ReadyLatch® Quiet-Close™ elongated toilet seat

## Included Components

K-4373 Elongated toilet bowl  
K-4467-T Toilet tank, 1.28 gpf



ADA	CSA B651	OBC
-----	----------	-----

## Codes/Standards



ASME A112.19.2/CSA B45.1  
DOE - Energy Policy Act 1992  
EPA WaterSense®  
California Energy Commission (CEC)  
ADA  
ICC/ANSI A117.1  
CSA B651  
OBC  
IAPMO Certification

## KOHLER® Toilets and Seats Limited Warranty

See website for detailed warranty information.

## Available Colors/Finishes

*Color tiles intended for reference only.*

Color	Code	Description
	0	White
	7	Black Black™

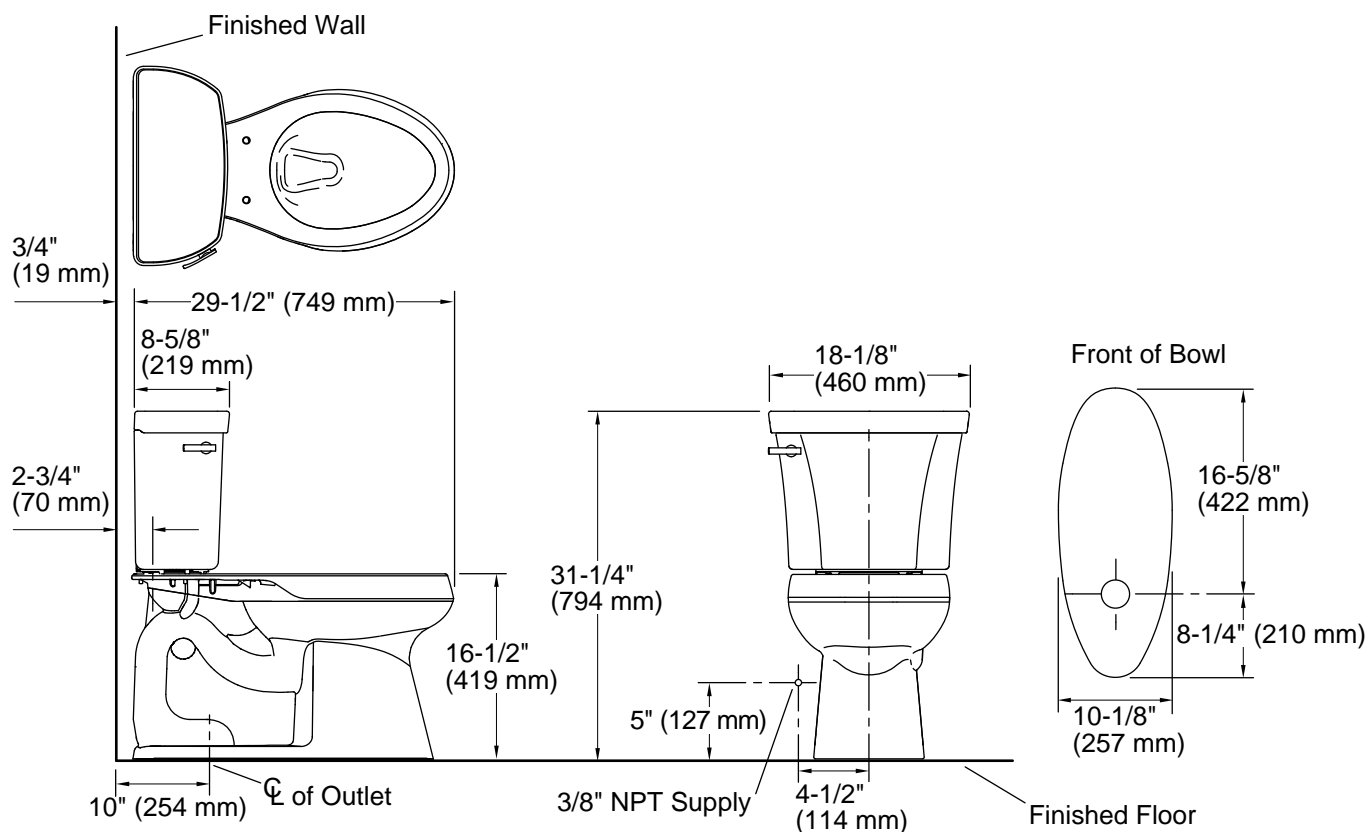
1-800-4KOHLER (1-800-456-4537)

Kohler Co. reserves the right to make revisions without notice to product specifications.

For the most current Specification Sheet, go to [www.kohler.com](http://www.kohler.com) USA or [www.kohler.ca](http://www.kohler.ca) Canada

12-9-2024 23:36 - US/CA

THE BOLD LOOK  
OF **KOHLER®**



## Technical Information

All product dimensions are nominal.

Toilet type:	Floor-mount
Waste Outlet:	Floor
Bowl shape:	Elongated
Flush type:	Class Five
Trap passageway:	2-1/8" (54 mm)
Water surface size:	11-3/8" x 8" (289 mm x 203 mm)
Rim to water surface:	5-3/8" (137 mm)
Rough-in:	10" (254 mm)
Seat-mounting holes:	5-1/2" (140 mm)

## Notes

Install this product according to the installation instructions.

ADA, OBC, CSA B651 compliant when installed to the specific requirements of these regulations.

Plumbing codes may require elongated toilets and elongated, open-front seats in public bathrooms.

Accessibility standards may require controls to be located on the open side of the toilet.