

# AUGERBOLT™

## THROUGH BOLT FASTENING

AugerBolt™ simplifies the installation process of throughbolts by combining the drilling and install steps and eliminating loose components.

### INTEGRATED WASHER HEAD


Fewer components

### RECESSED TIP

One step install

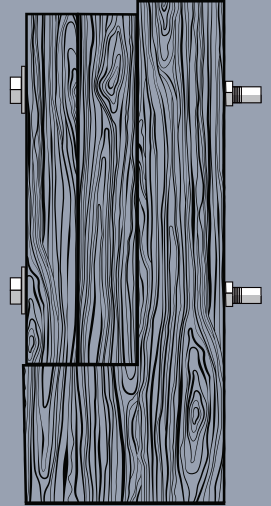
### AUGER DRILL BIT INCLUDED

Fast drilling



## INSTALLATION

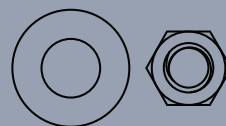
1. Insert auger bit into recess in bolt tip
2. Drill hole and set bolt in single motion
3. Remove auger bit from bolt tip
4. Add washer and tighten nut



## IDEAL FOR:

Throughbolted connections • Post to Beam

U.S (STD.) SIZE (DIA. X LENGTH)	PART#	QTY
1/2" X 7"	81271	10
	81272	24



**NUTS AND WASHERS INCLUDED IN EACH PACKAGE**



**TREATED LUMBER APPROVED**



**GRK**  
FASTENERS™