



Wireless Charging Dock for Lenovo Smart Clocks

Safety, Warranty & Quick Start Guide

Lenovo SE-A61UW

 Read this guide carefully before using the device.

Read before using the device

Read first - regulatory information

Device models equipped with wireless communications comply with the radio frequency and safety standards of any country or region in which it has been approved for wireless use. In addition, if your product contains a telecom modem, it complies with the requirements for connection to the telephone network in your country.

Be sure to read the *Regulatory Notice* for your country or region before using the wireless devices contained in your device. To obtain a PDF version of the *Regulatory Notice*, go to:

<https://support.lenovo.com>

Getting support

To learn more, go to <https://support.lenovo.com>.

Legal notices

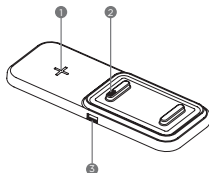
Lenovo and the Lenovo logo are trademarks of Lenovo in the United States, other countries, or both.

Other company, product, or service names may be trademarks or service marks of others.

LIMITED AND RESTRICTED RIGHTS NOTICE: If data or software is delivered pursuant a General Services Administration "GSA" contract, use, reproduction, or disclosure is subject to restrictions set forth in Contract No. GS-35F-05925.

Overview

Name	Model
Wireless Charging Dock for Lenovo Smart Clocks	Lenovo SE-A61UW

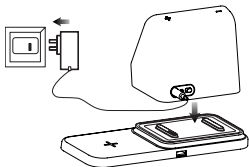


- 1 Wireless charging area 2 Dock connector 3 USB connector

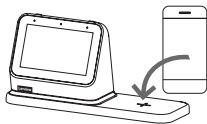
- All pictures and illustrations in this document are for your reference only and may differ from the final product.
- The USB connector can be used to charge your phone or other devices.
- Wireless Charging Dock for Lenovo Smart Clocks maintains compatibility with Qi charging and MagSafe function.

Charging your device

Connect the power adapter to your Lenovo Smart Clock 2, and then connect the Lenovo Smart Clock 2 to the built-in dock connector as shown for charging your device.



Place and charge your mobile phone in wireless charging area as shown.



Connect the USB cable to your other device(s) for charging.



Important safety and handling information

Plastic bag notice

Danger: Plastic bags can be dangerous. Keep plastic bags away from babies and children to avoid danger of suffocation.

Safety instructions for parents and adult supervisors

The device is not a toy. As with all electrical products, precautions should be observed during handling and using of electrical products to reduce the risk of electric shock. If parents choose to allow children to use the device, they should caution his or her child about the potential hazard while using and handling the mobile device.

Parents should inspect the mobile device (including the ac power adapter and the small part, as applicable) periodically for damage. Routinely check this mobile device to ensure that the device is working properly and is safe for children to use.

Service and support information

Lenovo Limited Warranty notice

This product is covered by the terms of the Lenovo Limited Warranty (LLW), version L5050010-02 08/2011. Read the LLW at https://www.lenovo.com/warranty/llw_02. You can view the LLW in a number of languages from this website.

Warranty information

Lenovo provides a warranty period for your device. To check the warranty status of your device purchase upgrades, go to <https://support.lenovo.com/warrantylookup>, and then select the product and follow the on-screen instructions.

Visit Lenovo's support website (<https://support.lenovo.com>) with the device serial number to get more Lenovo support options, or scan the QR code, and then follow the on-screen instructions.



Environmental, recycling, and disposal information

General recycling statement

Lenovo encourages owners of information technology (IT) equipment to responsibly recycle their equipment when it is no longer needed. Lenovo offers a variety of programs and services to assist equipment owners in recycling their IT products. For information on recycling Lenovo products, go to <http://www.lenovo.com/recycling>.

Recycling information for Japan

Recycling and disposal information for Japan is available at:
<http://www.lenovo.com/recycling/japan>

WEEE information



Don't dispose of your product with your household waste. Refer to the User Guide that came with your product for further information, or go to <https://www.lenovo.com/recycling>

Restriction of Hazardous Substances Directive (RoHS)

European Union (EU) / United Kingdom (UK) RoHS

This Lenovo product, with included parts (cables, cords, and so on) meets the requirements of EU Directive 2011/65/EU as amended by Directive 2015/863/EU and UK SI 2012 No. 3032 on the restriction of the use of certain hazardous substances in electrical and electronic equipment ("RoHS recast" or "RoHS 2"). For more information about Lenovo progress on RoHS, go to:
https://www.lenovo.com/us/en/social_responsibility/RoHS-Communication.pdf

European Union compliance statement

European Union conformity



Compliance with the RE Directive

Lenovo PC HK Limited declares that the radio equipment type Lenovo SE-A61UW is in compliance with Directive 2014/53/EU.

The full text of the EU declaration of conformity is available at the following internet address:

https://www.lenovo.com/us/en/social_responsibility/eu-doc-smart-devices

© Copyright Lenovo 2021.

Reduce | Reuse | Recycle



V1.0_20210429



30410-03403

MC

Printed in China