

**Care Maintenance**

Spot clean using a mild water-free solvent. Only a professional cleaner should undertake a complete overall cleaning

**Care Maintenance**

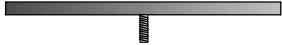
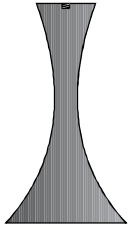
- \* Please make sure that you have all parts indicated before you begin assembly of this item
- \* This item should be assembled on a soft surface to prevent scratching the finish during assembled
- \* this item may require periodic tightening




Model# FOX5500A

Product Dimension.: 17<sup>3</sup>/<sub>4</sub>"W x 17<sup>3</sup>/<sub>4</sub>"D x 19"H

Part List & Hardware List

Piece	Picture	Description	Qty
A		Top	1 Pc
B		Base	1 Pc



## **Preparation**

Before beginning assembly of product, make sure all the parts are present.

Compare parts with package contents list and hardware contents list.

If any part missing or damages, do not attempt to assemble the product

Estimated Assembly Time : **5** minutes.

